

Fund Information

Date of Inception: **September 1994**
 Net Asset Value per Unit: **\$30.17**
 Management Expense Ratio (MER): **2.89%**

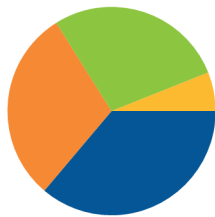
Asset Class: **Tactical Balanced**
 Portfolio Manager: **MFS Investment Management Canada Limited**
 Product Availability: **Pivotal Solutions and Pivotal Solutions DSC**

Top 10 Holdings

as of June 30, 2019
 MFS Balanced Fund 100.0 % Portfolio

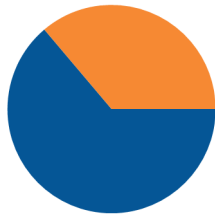
Asset Allocation

Canadian Bonds - Funds 36.2%
 International Equity 29.9%
 Canadian Equity 27.9%
 Cash and Equivalents 6.1%



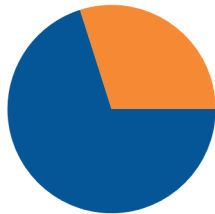
Sector Allocation

Mutual Fund 63.8%
 Fixed Income 36.2%



Geographic Allocation

Canada 70.1%
 Multi-National 29.9%



Fund Overview

The objective of the segregated fund is to invest in units of the MFS Balanced Fund or a substantially similar fund.

The underlying fund objective is to achieve long-term growth of principal and income through exposure to a balanced combination of stocks, bonds, mortgages and money market instruments.

Risk Rating

Low	Low to Medium	Medium	Medium to High	High
-----	----------------------	--------	----------------	------

Compound Return

as of June 30, 2019

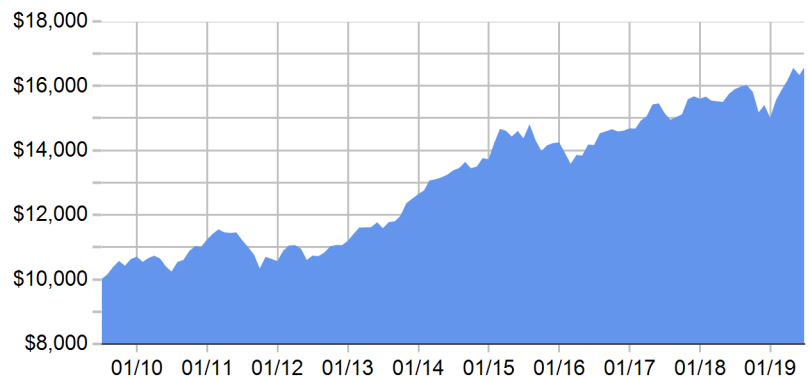
Period	1 Mth	3 Mth	6 Mth	1 Yr	3 Yr	5 Yr	10 Yr	Inception
Designated Fund	1.69%	2.71%	10.75%	4.46%	5.45%	4.42%	5.20%	4.55%
Benchmark	1.69%	1.13%	7.44%	0.70%	2.74%	2.37%	4.46%	-
Quartile	3	1	1	2	1	1	2	-

Calendar Return

as of June 30, 2019

Period	2018	2017	2016	2015	2014	2013	2012	2011	2010
Designated Fund	-3.88%	6.27%	3.03%	3.83%	8.54%	12.93%	5.99%	-6.01%	4.99%
Benchmark	-6.60%	4.43%	5.43%	1.06%	7.26%	13.25%	4.76%	-5.31%	5.63%
Quartile	2	2	3	2	2	2	1	2	4

Growth of \$10,000



We are providing this information to you for general information purposes only.

* Underlying mutual fund's investor series performance shown for illustration purposes only. Actual segregated fund performance will vary.

Equitable Life of Canada and its representatives have no control over the function or design of the software which has assembled these reports and they may not contain accurate or current unit values. Returns under 1 year are simple rates of return. All others are annual compound rates of return. All returns are calculated after taking expenses, management and administration fees into account.

Important information about Equitable Life's segregated funds is found in the Information Folder, available from your Advisor.

ANY AMOUNT THAT IS ALLOCATED TO A SEGREGATED FUND IS INVESTED AT THE RISK OF THE OWNER AND MAY INCREASE OR DECREASE IN VALUE.