

Fund Information

Date of Inception:	April 1999	Asset Class:	Canadian Equity
Net Asset Value per Unit:	\$38.59	Portfolio Manager:	MFS Investment Management Canada Limited
Management Expense Ratio (MER):	2.90%	Product Availability:	Pivotal Solutions and Pivotal Solutions DSC

Top 10 Holdings

as of June 30, 2019

	% Portfolio
TC Energy Corp - Common	4.0
Thomson Reuters Corp - Common	3.9
Constellation Software Inc - Common	3.8
Waste Connections Inc - Common	3.5
Quebecor Inc - Common CI B	3.5
Royal Bank of Canada - Common	3.5
Enbridge Inc - Common	3.4
TELUS Corp - Common	3.4
Toronto-Dominion Bank - Common	3.4
Loblaws Cos Ltd - Common	3.2

Fund Overview

The objective of the segregated fund is to invest in units of the MFS Low Volatility Canadian Equity Fund or a substantially similar fund.

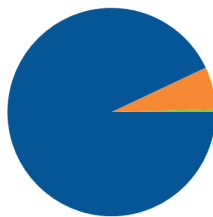
The underlying fund objective is to seek capital appreciation by investing primarily in Canadian companies that offer good relative value, financial strength, and a sustainable business model.

Risk Rating

Low	Low to Medium	Medium	Medium to High	High
-----	---------------	--------	----------------	------

Asset Allocation

Canadian Equity	93.0%
Income Trust Units	6.6%
Cash and Equivalents	0.5%



Compound Return

as of June 30, 2019

Period	1 Mth	3 Mth	6 Mth	1 Yr	3 Yr	5 Yr	10 Yr	Inception
Designated Fund	1.14%	2.66%	15.94%	5.28%	5.92%	2.67%	6.06%	6.90%
Benchmark	1.52%	1.85%	13.04%	1.52%	5.32%	2.85%	6.00%	-
Quartile	3	1	1	1	2	3	3	-

Calendar Return

as of June 30, 2019

Period	2018	2017	2016	2015	2014	2013	2012	2011	2010
Designated Fund	-8.33%	1.95%	13.74%	-7.03%	10.91%	15.75%	7.54%	-10.25%	12.45%
Benchmark	-9.42%	5.28%	13.97%	-5.87%	9.77%	16.27%	5.85%	-10.92%	13.42%
Quartile	2	4	3	3	2	3	2	3	3

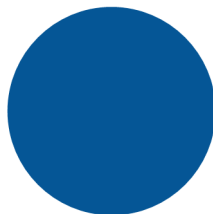
Sector Allocation

Financial Services	25.4%
Consumer Services	16.9%
Energy	15.8%
Technology	12.1%
Utilities	7.8%
Other	22.1%

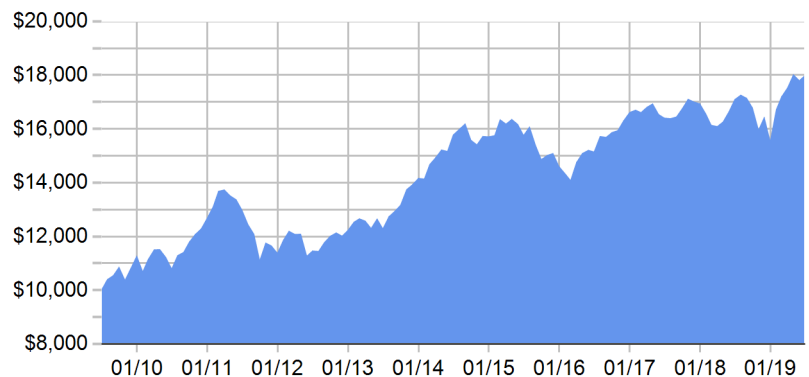


Geographic Allocation

Canada	100.0%
--------	--------



Growth of \$10,000



We are providing this information to you for general information purposes only.

* Underlying mutual fund's investor series performance shown for illustration purposes only. Actual segregated fund performance will vary.

Equitable Life of Canada and its representatives have no control over the function or design of the software which has assembled these reports and they may not contain accurate or current unit values. Returns under 1 year are simple rates of return. All others are annual compound rates of return. All returns are calculated after taking expenses, management and administration fees into account.

Important information about Equitable Life's segregated funds is found in the Information Folder, available from your Advisor.

ANY AMOUNT THAT IS ALLOCATED TO A SEGREGATED FUND IS INVESTED AT THE RISK OF THE OWNER AND MAY INCREASE OR DECREASE IN VALUE.