

Fund Information

Date of Inception:	February 1999	Asset Class:	Global Fixed Income
Net Asset Value per Unit:	\$19.43	Portfolio Manager:	Invesco Canada Ltd.
Management Expense Ratio (MER):	2.83%	Product Availability:	Pivotal Solutions and Pivotal Solutions DSC

Top 10 Holdings

as of June 30, 2019

	% Portfolio
United States Treasury Note (USD)	4.0
Japan Government 0.10% 20-Mar-2028	3.0
Netherlands Government Bond (EUR)	2.9
Asterix Inc	1.9
Spain Government Bond (EUR)	1.7
Germany Government 0.00% 15-Aug-2026	1.7
Continental Resources Inc 5.00% 15-Sep-2022	1.6
Japan Government 0.10% 20-Sep-2023	1.6
Athene Global Funding (USD)	1.6
Sprint Spectrum Co LLC / Sprint Spe	1.4

Fund Overview

The objective of the segregated fund is to invest in units of the Invesco Global Bond Fund or a substantially similar fund.

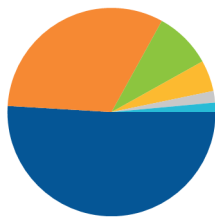
The underlying fund objective is to generate income and capital appreciation over the long term by investing primarily in investment-grade debt securities of governments, corporations and other issuers around the world.

Risk Rating

Low	Low to Medium	Medium	Medium to High	High

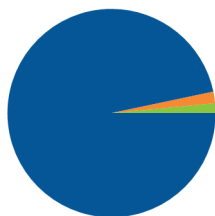
Asset Allocation

Foreign Corporate Bonds	50.9%
Foreign Government Bonds	32.1%
Canadian Corporate Bonds	8.9%
Mortgages	4.8%
Cash and Cash Equivalents	1.8%
Other	1.5%



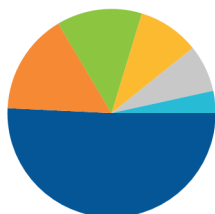
Sector Allocation

Fixed Income	96.7%
Cash and Cash Equivalent	1.8%
Financial Services	1.5%



Geographic Allocation

United States	50.8%
Canada	15.7%
European Union	9.5%
Japan	7.3%
Other European	3.4%
Other	13.3%



Underlying Mutual Fund Compound Return*

as of June 30, 2019

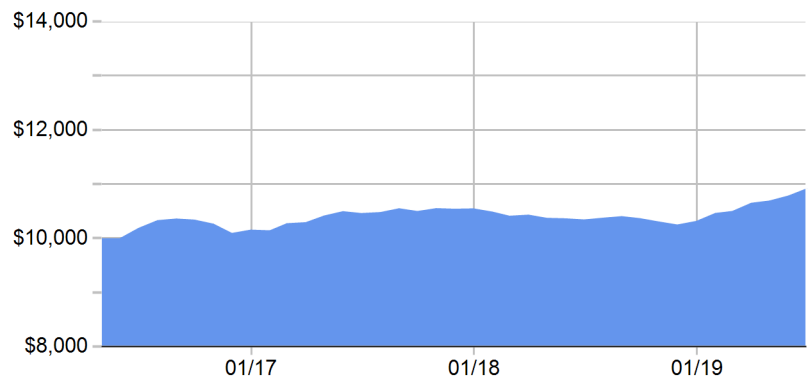
Period	1 Mth	3 Mth	6 Mth	1 Yr	3 Yr	5 Yr	10 Yr	Inception
Designated Fund	1.23%	2.51%	5.83%	5.55%	2.33%	-	-	2.87%
Benchmark	0.71%	1.91%	4.21%	4.70%	1.92%	2.49%	3.36%	-
Quartile	1	1	1	2	1	-	-	-

Underlying Mutual Fund Calendar Return*

as of June 30, 2019

Period	2018	2017	2016	2015	2014	2013	2012	2011	2010
Designated Fund	-2.20%	3.86%	-	-	-	-	-	-	-
Benchmark	-0.04%	2.75%	2.08%	2.92%	4.74%	0.02%	6.20%	5.85%	4.52%
Quartile	4	1	-	-	-	-	-	-	-

Underlying Mutual Fund Growth of \$10,000*



We are providing this information to you for general information purposes only.

* Underlying mutual fund's investor series performance shown for illustration purposes only. Actual segregated fund performance will vary.

Equitable Life of Canada and its representatives have no control over the function or design of the software which has assembled these reports and they may not contain accurate or current unit values. Returns under 1 year are simple rates of return. All others are annual compound rates of return. All returns are calculated after taking expenses, management and administration fees into account.

Important information about Equitable Life's segregated funds is found in the Information Folder, available from your Advisor.

ANY AMOUNT THAT IS ALLOCATED TO A SEGREGATED FUND IS INVESTED AT THE RISK OF THE OWNER AND MAY INCREASE OR DECREASE IN VALUE.