

Fund Information

Date of Inception:	January 2004	Asset Class:	Canadian Focused Equity
Net Asset Value per Unit:	\$23.31	Portfolio Manager:	Invesco Canada Ltd.
Management Expense Ratio (MER):	3.25%	Product Availability:	Pivotal Solutions and Pivotal Solutions DSC

Top 10 Holdings

as of June 30, 2019

	% Portfolio
CGI Group Inc - Common CI A	4.5
Brookfield Asset Management Inc - Common CI A	3.9
Canadian National Railway Co - Common	3.4
Fairfax Financial Holdings Ltd - Common	3.1
Alimentation Couche-Tard Inc - Common CI B	2.9
Toronto-Dominion Bank - Common	2.8
Open Text Corp - Common	2.5
Onex Corp - Common	2.3
Manulife Financial Corp - Common	2.1
Nutrien Ltd - Common	2.1

Fund Overview

The objective of the segregated fund is to invest in units of the Invesco Canadian Premier Growth Fund or a substantially similar fund.

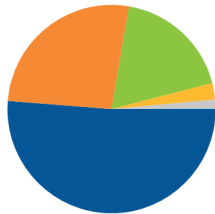
The underlying fund objective is to seek to generate long-term capital growth by investing mainly in a diversified portfolio of Canadian equity securities with a strong growth potential.

Risk Rating

Low	Low to Medium	Medium	Medium to High	High
-----	---------------	--------	----------------	------

Asset Allocation

Canadian Equity	51.3%
International Equity	26.4%
US Equity	18.3%
Cash and Equivalents	2.6%
Income Trust Units	1.4%
Other	0.1%



Compound Return

as of June 30, 2019

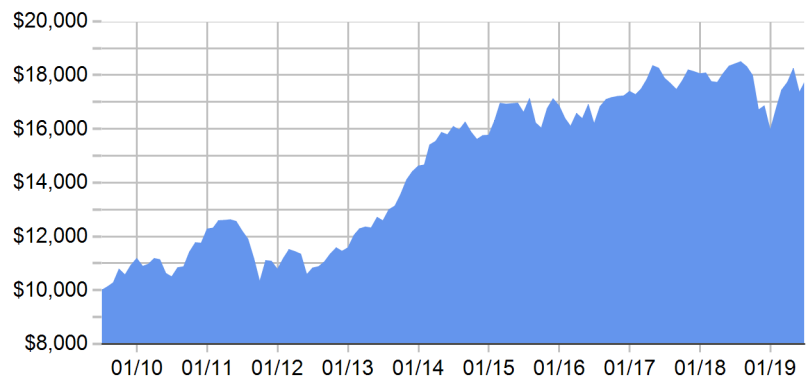
Period	1 Mth	3 Mth	6 Mth	1 Yr	3 Yr	5 Yr	10 Yr	Inception
Designated Fund	2.43%	0.20%	11.44%	-3.46%	3.17%	2.02%	5.93%	5.62%
Benchmark	2.46%	1.83%	12.11%	1.19%	6.33%	3.33%	6.29%	-
Quartile	3	4	3	4	4	3	3	-

Calendar Return

as of June 30, 2019

Period	2018	2017	2016	2015	2014	2013	2012	2011	2010
Designated Fund	-11.62%	3.76%	3.14%	6.99%	7.83%	26.22%	7.43%	-12.18%	9.76%
Benchmark	-8.89%	7.67%	9.85%	-2.41%	8.54%	20.39%	6.75%	-9.72%	10.40%
Quartile	4	4	4	1	3	1	2	4	3

Growth of \$10,000



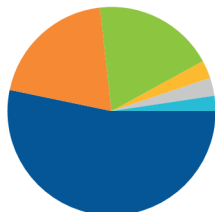
Sector Allocation

Financial Services	23.7%
Technology	17.3%
Consumer Services	16.6%
Energy	9.2%
Industrial Services	9.0%
Other	24.3%



Geographic Allocation

Canada	53.3%
European Union	20.0%
United States	18.8%
Japan	2.8%
Asia/Pacific Rim	2.4%
Other	2.8%



We are providing this information to you for general information purposes only.

* Underlying mutual fund's investor series performance shown for illustration purposes only. Actual segregated fund performance will vary.

Equitable Life of Canada and its representatives have no control over the function or design of the software which has assembled these reports and they may not contain accurate or current unit values. Returns under 1 year are simple rates of return. All others are annual compound rates of return. All returns are calculated after taking expenses, management and administration fees into account.

Important information about Equitable Life's segregated funds is found in the Information Folder, available from your Advisor.

ANY AMOUNT THAT IS ALLOCATED TO A SEGREGATED FUND IS INVESTED AT THE RISK OF THE OWNER AND MAY INCREASE OR DECREASE IN VALUE.