

Fund Information

Date of Inception:	January 2004
Net Asset Value per Unit:	\$16.49
Management Expense Ratio (MER):	3.30%

Asset Class:	Global Equity Balanced
Portfolio Manager:	Invesco Canada Ltd.
Product Availability:	Pivotal Solutions and Pivotal Solutions DSC

Top 10 Holdings

as of June 30, 2019	% Portfolio
Invesco Global High Yield Bond Fund Series A	15.4
Invesco Canadian Short-Term Bond Fund Series A	10.2
Ross Stores Inc - Common	3.1
Hyundai Mobis Co Ltd - Common	2.9
Cisco Systems Inc - Common	2.8
Cigna Corp - Common	2.6
Oracle Corp - Common	2.6
Eastern Co SAE - Common	2.3
Omnicom Group Inc - Common	2.1
Jardine Strategic Holdings Ltd - Common	2.0

Fund Overview

The objective of the segregated fund is to invest in units of the Invesco Global Balanced Fund or a substantially similar fund.

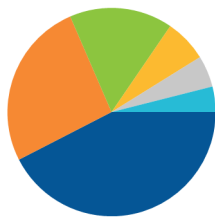
The underlying fund objective is to seek to provide a high total investment return through a combination of income and strong capital growth. The fund holds a balanced portfolio of equities, convertible and fixed-income securities issued by governments - federal, provincial or municipal, or corporations anywhere in the world.

Risk Rating

Low	Low to Medium	Medium	Medium to High	High
-----	---------------	--------	----------------	------

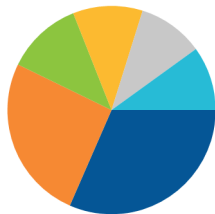
Asset Allocation

International Equity	42.5%
US Equity	26.1%
Foreign Corporate Bonds	16.0%
Canadian Corporate Bonds	6.6%
Cash and Equivalents	4.0%
Other	4.9%



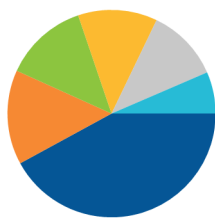
Sector Allocation

Fixed Income	25.7%
Consumer Goods	11.8%
Technology	10.8%
Financial Services	10.2%
Healthcare	10.0%
Other	31.6%



Geographic Allocation

United States	42.0%
European Union	14.7%
Canada	13.0%
Africa and Middle East	11.4%
Asia/Pacific Rim	6.5%
Other	12.3%



Compound Return

as of June 30, 2019

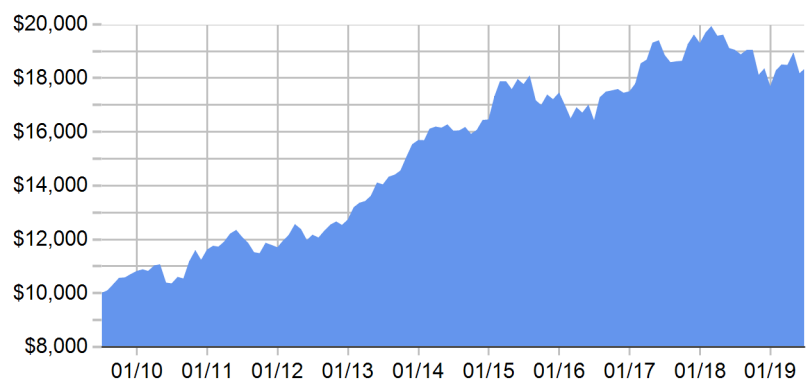
Period	1 Mth	3 Mth	6 Mth	1 Yr	3 Yr	5 Yr	10 Yr	Inception
Designated Fund	1.06%	-0.67%	3.90%	-3.60%	3.83%	2.74%	6.26%	3.28%
Benchmark	2.13%	1.53%	9.51%	2.79%	5.73%	4.77%	6.70%	-
Quartile	4	4	4	4	4	4	3	-

Calendar Return

as of June 30, 2019

Period	2018	2017	2016	2015	2014	2013	2012	2011	2010
Designated Fund	-8.40%	10.23%	0.28%	6.06%	4.87%	23.16%	8.89%	0.74%	7.34%
Benchmark	-5.31%	7.82%	4.23%	5.46%	8.44%	18.61%	8.07%	-5.36%	7.72%
Quartile	4	1	4	2	4	1	2	1	4

Growth of \$10,000



We are providing this information to you for general information purposes only.

* Underlying mutual fund's investor series performance shown for illustration purposes only. Actual segregated fund performance will vary.

Equitable Life of Canada and its representatives have no control over the function or design of the software which has assembled these reports and they may not contain accurate or current unit values. Returns under 1 year are simple rates of return. All others are annual compound rates of return. All returns are calculated after taking expenses, management and administration fees into account.

Important information about Equitable Life's segregated funds is found in the Information Folder, available from your Advisor.

ANY AMOUNT THAT IS ALLOCATED TO A SEGREGATED FUND IS INVESTED AT THE RISK OF THE OWNER AND MAY INCREASE OR DECREASE IN VALUE.