

Fund Information

Date of Inception:	January 2005
Net Asset Value per Unit:	\$15.40
Management Expense Ratio (MER):	3.03%

Asset Class:	Global Neutral Balanced
Portfolio Manager:	Franklin Templeton Investments Corp.
Product Availability:	Pivotal Solutions and Pivotal Solutions DSC

Top 10 Holdings

as of March 31, 2019	% Portfolio
Franklin Bissett Core Plus Bond Fund Series O	19.9
Franklin Bissett Canadian Government Bd Fd - Ser	19.0
Franklin Bissett Canadian Short Term Bond Fund	7.9
Franklin Liberty Global Agg Bond ETF C\$ Hgd	6.2
Templeton Global Bond Fund Series O	5.2
Franklin Bissett Canadian Equity Fund Series O	4.3
Franklin FTSE Canada All Cap Index ETF (FLCD)	3.6
Royal Bank of Canada, Term Deposit 1.65% 01-	3.4
Franklin FTSE U.S. Index ETF (FLAM)	3.4
Franklin Templeton Canadian Large Cap Fund O	3.3

Fund Overview

The objective of the segregated fund is to invest in units of the Franklin Quotential Balanced Income Portfolio or a substantially similar fund.

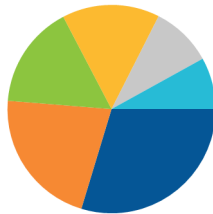
The underlying fund objective is a balance of current income and long-term capital appreciation by investing in a diversified mix of equity and income mutual funds, with a bias towards income.

Risk Rating

Low	Low to Medium	Medium	Medium to High	High
-----	---------------	--------	----------------	------

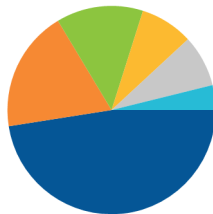
Asset Allocation

Canadian Corporate Bonds	29.7%
US Equity	16.0%
Canadian Equity	15.2%
Canadian Government Bonds	9.5%
Cash and Equivalents	8.0%
Other	21.6%



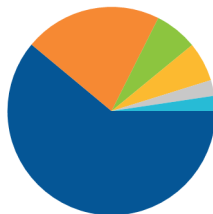
Sector Allocation

Fixed Income	47.5%
Exchange Traded Fund	18.9%
Financial Services	8.2%
Cash and Cash Equivalent	8.0%
Technology	3.9%
Other	13.5%



Geographic Allocation

Canada	61.0%
United States	21.4%
Multi-National	6.7%
Other European	2.5%
Asia/Pacific Rim	2.4%
Other	6.1%



Compound Return

as of June 30, 2019

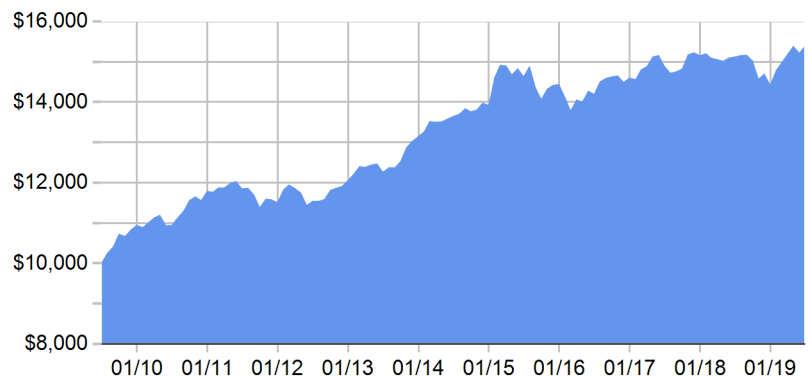
Period	1 Mth	3 Mth	6 Mth	1 Yr	3 Yr	5 Yr	10 Yr	Inception
Designated Fund	1.22%	1.40%	6.81%	1.84%	2.76%	2.44%	4.41%	3.03%
Benchmark	1.77%	1.71%	8.85%	3.99%	5.02%	4.27%	6.08%	-
Quartile	4	3	4	4	4	4	4	-

Calendar Return

as of June 30, 2019

Period	2018	2017	2016	2015	2014	2013	2012	2011	2010
Designated Fund	-4.85%	3.80%	1.10%	3.75%	5.86%	9.01%	4.79%	-2.34%	7.67%
Benchmark	-3.90%	6.18%	4.46%	3.33%	8.29%	11.90%	7.57%	-2.71%	7.81%
Quartile	3	4	4	3	4	4	4	3	3

Growth of \$10,000



We are providing this information to you for general information purposes only.

* Underlying mutual fund's investor series performance shown for illustration purposes only. Actual segregated fund performance will vary.

Equitable Life of Canada and its representatives have no control over the function or design of the software which has assembled these reports and they may not contain accurate or current unit values. Returns under 1 year are simple rates of return. All others are annual compound rates of return. All returns are calculated after taking expenses, management and administration fees into account.

Important information about Equitable Life's segregated funds is found in the Information Folder, available from your Advisor.

ANY AMOUNT THAT IS ALLOCATED TO A SEGREGATED FUND IS INVESTED AT THE RISK OF THE OWNER AND MAY INCREASE OR DECREASE IN VALUE.