

Fund Information

Date of Inception: **September 2006**
 Net Asset Value per Unit: **\$35.24**
 Management Expense Ratio (MER): **3.27%**

Asset Class: **Global Equity**
 Portfolio Manager: **1832 Asset Management L.P.**
 Product Availability: **Pivotal Solutions and Pivotal Solutions DSC**

Top 10 Holdings

as of April 30, 2019

	% Portfolio
EPAM Systems Inc - Common	6.8
ServiceNow Inc - Common	6.7
USD OVERNIGHT DEPOSIT 0.02% 01-May-2019	6.4
GMO Payment Gateway Inc - Common	5.8
MercadoLibre Inc - Common	5.7
Lululemon Athletica Inc - Common	5.0
Alibaba Group Holding Ltd - ADR	4.9
Workday Inc - Common	4.6
Globant SA - Common	4.5
Cyberark Software Ltd - Common	4.5

Fund Overview

The objective of the segregated fund is to invest in units of the Dynamic Power Global Growth Class or a substantially similar fund.

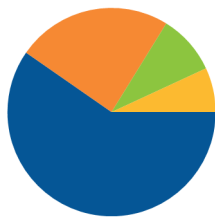
The underlying fund objective is to provide long-term capital growth through investment in a broadly diversified portfolio consisting primarily of equity securities of businesses based outside of Canada.

Risk Rating

Low	Low to Medium	Medium	Medium to High	High
			Medium to High	

Asset Allocation

International Equity	59.7%
US Equity	24.2%
Canadian Equity	9.3%
Cash and Equivalents	6.9%



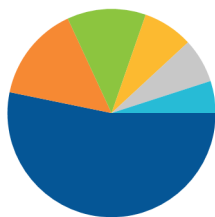
Compound Return

as of June 30, 2019

Period	1 Mth	3 Mth	6 Mth	1 Yr	3 Yr	5 Yr	10 Yr	Inception
Designated Fund	1.77%	2.05%	23.79%	-5.29%	15.16%	13.29%	14.00%	10.36%
Benchmark	2.65%	0.81%	10.15%	3.29%	7.69%	6.23%	8.04%	-
Quartile	4	2	1	4	1	1	1	-

Sector Allocation

Technology	53.2%
Industrial Services	12.2%
Financial Services	7.8%
Cash and Cash Equivalent	6.9%
Consumer Services	5.0%
Other	14.9%



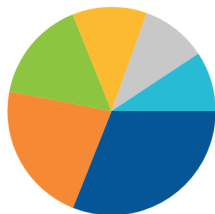
Calendar Return

as of June 30, 2019

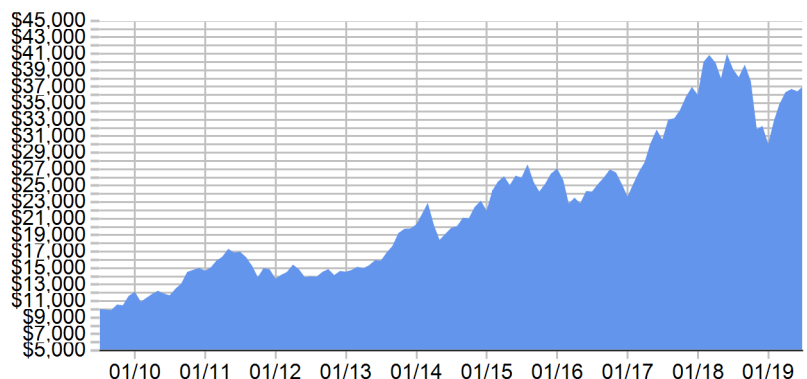
Period	2018	2017	2016	2015	2014	2013	2012	2011	2010
Designated Fund	-16.77%	52.38%	-12.71%	23.47%	8.08%	39.47%	6.10%	-6.54%	21.22%
Benchmark	-4.40%	10.55%	2.25%	9.91%	7.96%	28.90%	10.75%	-9.09%	6.53%
Quartile	4	1	4	1	3	1	4	2	1

Geographic Allocation

United States	31.0%
Asia/Pacific Rim	15.9%
European Union	11.6%
Latin America	10.2%
Canada	9.3%
Other	22.0%



Growth of \$10,000



We are providing this information to you for general information purposes only.

* Underlying mutual fund's investor series performance shown for illustration purposes only. Actual segregated fund performance will vary.

Equitable Life of Canada and its representatives have no control over the function or design of the software which has assembled these reports and they may not contain accurate or current unit values. Returns under 1 year are simple rates of return. All others are annual compound rates of return. All returns are calculated after taking expenses, management and administration fees into account.

Important information about Equitable Life's segregated funds is found in the Information Folder, available from your Advisor.

ANY AMOUNT THAT IS ALLOCATED TO A SEGREGATED FUND IS INVESTED AT THE RISK OF THE OWNER AND MAY INCREASE OR DECREASE IN VALUE.