

Fund Information

Date of Inception:	September 2006
Net Asset Value per Unit:	\$15.53
Management Expense Ratio (MER):	3.27%

Asset Class:	International Equity
Portfolio Manager:	Invesco Canada Ltd.
Product Availability:	Pivotal Solutions and Pivotal Solutions DSC

Top 10 Holdings

as of June 30, 2019	% Portfolio
Invesco Canadian Dollar Cash Management Fund	7.3
Liberty Global PLC - Common CI A	6.6
Anheuser-Busch InBev SA - Common	5.8
Focus Media Information tech Co Ltd - Common CI	5.5
Eurofins Scientific SE French Branch - Common	4.8
Howden Joinery Group PLC - Common	4.7
Kweichow Moutai Co Ltd - Common	4.5
Alibaba Group Holding Ltd - ADR	4.2
Naspers Ltd - Common	4.1
Liberty Latin America Ltd., Class	3.9

Fund Overview

The objective of the segregated fund is to invest in units of the Invesco International Companies Fund or a substantially similar fund.

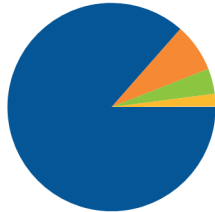
The underlying fund objective is to seek to provide strong capital growth over the long term. The fund invests primarily in securities of issuers located outside of Canada and the United States.

Risk Rating

Low	Low to Medium	Medium	Medium to High	High
		Medium		

Asset Allocation

International Equity	86.5%
Cash and Equivalents	7.5%
US Equity	3.9%
Canadian Equity	2.0%
Canadian Corporate Bonds	0.1%



Compound Return

as of June 30, 2019

Period	1 Mth	3 Mth	6 Mth	1 Yr	3 Yr	5 Yr	10 Yr	Inception
Designated Fund	2.71%	-3.62%	13.10%	-4.06%	5.51%	7.68%	9.17%	3.51%
Benchmark	2.53%	1.18%	8.64%	-0.98%	6.41%	4.58%	6.05%	-
Quartile	2	4	1	4	4	1	1	-

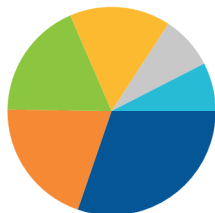
Calendar Return

as of June 30, 2019

Period	2018	2017	2016	2015	2014	2013	2012	2011	2010
Designated Fund	-14.92%	20.25%	2.05%	16.56%	11.77%	27.19%	15.43%	-8.23%	4.36%
Benchmark	-7.96%	15.35%	-4.88%	15.56%	1.87%	24.46%	13.56%	-11.82%	1.29%
Quartile	4	1	1	2	1	2	2	1	2

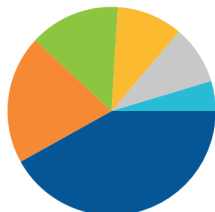
Sector Allocation

Consumer Services	20.0%
Consumer Goods	18.3%
Technology	15.7%
Industrial Goods	8.3%
Cash and Cash Equivalent	7.5%
Other	30.3%

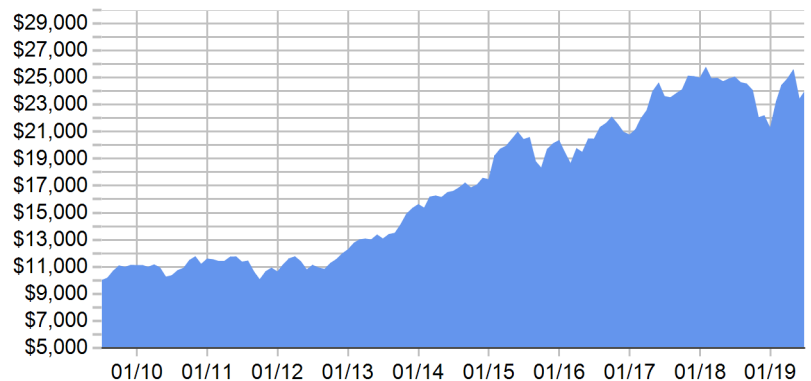


Geographic Allocation

European Union	41.9%
Asia/Pacific Rim	20.0%
Japan	14.0%
Canada	9.1%
Other Asian	4.7%
Other	10.3%



Growth of \$10,000



We are providing this information to you for general information purposes only.

* Underlying mutual fund's investor series performance shown for illustration purposes only. Actual segregated fund performance will vary.

Equitable Life of Canada and its representatives have no control over the function or design of the software which has assembled these reports and they may not contain accurate or current unit values. Returns under 1 year are simple rates of return. All others are annual compound rates of return. All returns are calculated after taking expenses, management and administration fees into account.

Important information about Equitable Life's segregated funds is found in the Information Folder, available from your Advisor.

ANY AMOUNT THAT IS ALLOCATED TO A SEGREGATED FUND IS INVESTED AT THE RISK OF THE OWNER AND MAY INCREASE OR DECREASE IN VALUE.