

Fund Information

Date of Inception:	January 2011
Net Asset Value per Unit:	\$13.31
Management Expense Ratio (MER):	3.16%

Asset Class:	Canadian Equity Balanced
Portfolio Manager:	Mackenzie Financial Corporation
Product Availability:	Pivotal Solutions and Pivotal Solutions DSC

Top 10 Holdings

as of April 30, 2019	% Portfolio
Cash and Cash Equivalents	10.1
Accenture PLC - Common CI A	3.3
Aon PLC - Common	3.2
Royal Bank of Canada - Common	3.2
CCL Industries Inc - Common CI B	3.0
Baxter International Inc - Common	2.7
Canadian Pacific Railway Ltd - Common	2.6
Stantec Inc - Common	2.6
Cap Gemini SA - Common	2.5
Stryker Corp - Common	2.5

Fund Overview

The objective of the segregated fund is to invest in units of the Mackenzie Canadian Growth Balanced Fund or a substantially similar fund.

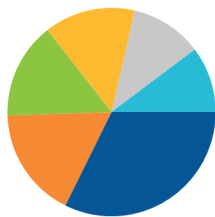
The underlying fund objective is to provide long-term capital growth and income by investing primarily in a well-diversified balanced portfolio of Canadian equity instruments, fixed income and money market securities.

Risk Rating

Low	Low to Medium	Medium	Medium to High	High
-----	---------------	--------	----------------	------

Asset Allocation

Canadian Equity	32.3%
International Equity	17.2%
Canadian	14.2%
Government Bonds	
US Equity	11.2%
Cash and Equivalents	10.3%
Other	14.9%



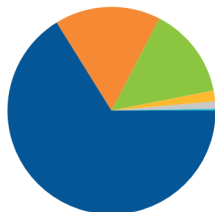
Sector Allocation

Fixed Income	29.2%
Industrial Services	11.9%
Cash and Cash Equivalent	10.3%
Financial Services	9.0%
Consumer Goods	9.0%
Other	30.7%



Geographic Allocation

Canada	66.2%
United States	16.4%
European Union	14.3%
Asia/Pacific Rim	1.7%
Other European	1.1%
Other	0.3%



Underlying Mutual Fund Compound Return*

as of June 30, 2019

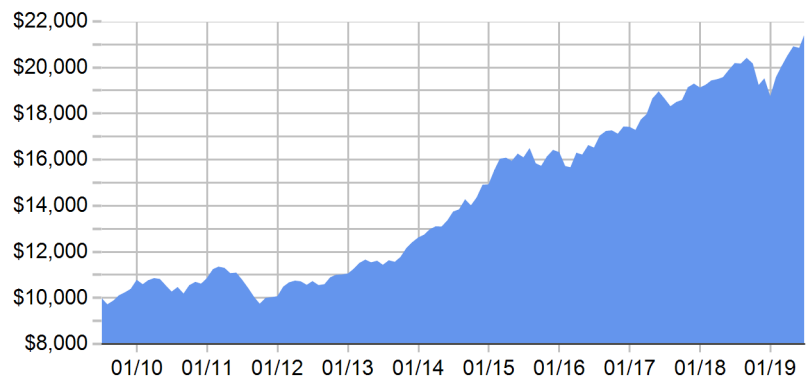
Period	1 Mth	3 Mth	6 Mth	1 Yr	3 Yr	5 Yr	10 Yr	Inception
Designated Fund	3.04%	4.68%	14.71%	6.40%	9.15%	9.34%	7.94%	6.93%
Benchmark	2.00%	1.94%	10.78%	3.31%	5.34%	3.66%	6.07%	-
Quartile	1	1	1	1	1	1	1	-

Underlying Mutual Fund Calendar Return*

as of June 30, 2019

Period	2018	2017	2016	2015	2014	2013	2012	2011	2010
Designated Fund	-2.10%	9.80%	6.71%	9.39%	18.26%	14.15%	9.80%	-7.32%	0.80%
Benchmark	-6.63%	6.13%	10.63%	-2.09%	8.24%	12.71%	6.49%	-3.55%	9.24%
Quartile	1	1	3	1	1	3	1	4	4

Underlying Mutual Fund Growth of \$10,000*



We are providing this information to you for general information purposes only.

* Underlying mutual fund's investor series performance shown for illustration purposes only. Actual segregated fund performance will vary.

Equitable Life of Canada and its representatives have no control over the function or design of the software which has assembled these reports and they may not contain accurate or current unit values. Returns under 1 year are simple rates of return. All others are annual compound rates of return. All returns are calculated after taking expenses, management and administration fees into account.

Important information about Equitable Life's segregated funds is found in the Information Folder, available from your Advisor.

ANY AMOUNT THAT IS ALLOCATED TO A SEGREGATED FUND IS INVESTED AT THE RISK OF THE OWNER AND MAY INCREASE OR DECREASE IN VALUE.