

Fund Information

Date of Inception:	September 2013
Net Asset Value per Unit:	\$11.80
Management Expense Ratio (MER):	2.11%

Asset Class:	Canadian Fixed Income
Portfolio Manager:	The Equitable Life Insurance Company of Canada
Product Availability:	Investment Class, Estate Class, Protection Class

Top 10 Holdings

as of June 30, 2019	% Portfolio
Canada Government 2.75% 01-Dec-2048	4.0
Ontario Province 4.20% 02-Jun-2020	3.3
BMO Aggregate Bond Index ETF (ZAG)	3.1
Ontario Province 2.10% 08-Sep-2019	2.9
Ontario Province 3.50% 02-Jun-2024	2.6
Quebec Province 4.25% 01-Dec-2021	2.6
Loblaw Cos Ltd 4.86% 12-Jun-2023	2.5
Ontario Province 2.90% 02-Jun-2028	2.4
National Bank of Canada 2.98% 04-Mar-2024	2.4
407 International Inc 2.47% 08-Aug-2022	2.3

Fund Overview

The objective of the fund seeks income with capital appreciation and preservation by investing in a diversified portfolio of primarily Canadian dollar debt, preferred shares and limited exposure to foreign denominated debt. The fund will primarily invest in investment grade debt.

Risk Rating

Low	Low to Medium	Medium	Medium to High	High
-----	---------------	--------	----------------	------

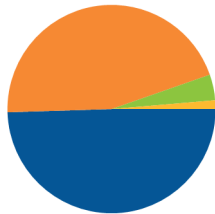
Compound Return

as of June 30, 2019

Period	1 Mth	3 Mth	6 Mth	1 Yr	3 Yr	5 Yr	10 Yr	Inception
Designated Fund	0.81%	2.08%	5.68%	4.85%	0.74%	1.81%	-	2.34%
Benchmark	0.81%	2.08%	5.64%	5.23%	0.96%	1.91%	2.82%	-
Quartile	3	3	3	4	3	3	-	-

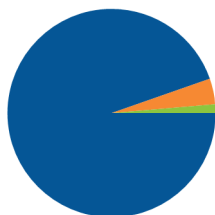
Asset Allocation

Canadian Corporate Bonds	49.5%
Canadian Government Bonds	45.1%
Cash and Equivalents	4.0%
Canadian Equity	1.4%



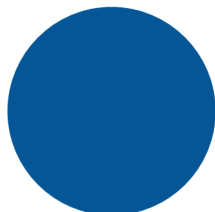
Sector Allocation

Fixed Income	94.6%
Cash and Cash Equivalent	4.0%
Financial Services	1.4%



Geographic Allocation

Canada	100.0%
--------	--------

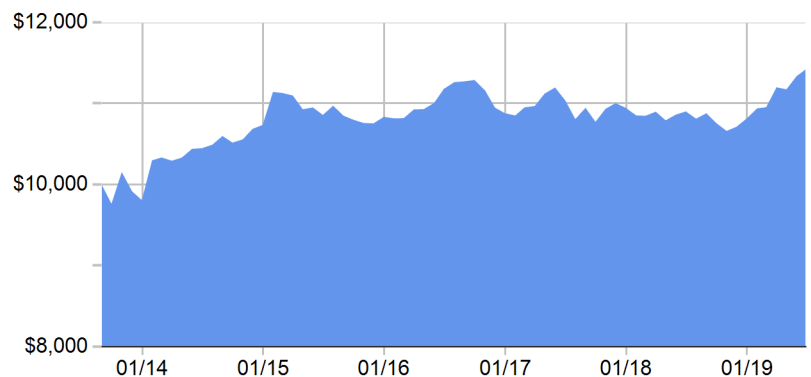


Calendar Return

as of June 30, 2019

Period	2018	2017	2016	2015	2014	2013	2012	2011	2010
Designated Fund	-1.17%	0.60%	0.41%	0.92%	9.49%	-	-	-	-
Benchmark	-0.73%	0.84%	0.26%	1.25%	6.38%	-2.35%	2.68%	6.57%	5.17%
Quartile	4	3	3	4	1	-	-	-	-

Growth of \$10,000



We are providing this information to you for general information purposes only.

* Underlying mutual fund's investor series performance shown for illustration purposes only. Actual segregated fund performance will vary.

Equitable Life of Canada and its representatives have no control over the function or design of the software which has assembled these reports and they may not contain accurate or current unit values. Returns under 1 year are simple rates of return. All others are annual compound rates of return. All returns are calculated after taking expenses, management and administration fees into account.

Important information about Equitable Life's segregated funds is found in the Information Folder, available from your Advisor.

ANY AMOUNT THAT IS ALLOCATED TO A SEGREGATED FUND IS INVESTED AT THE RISK OF THE OWNER AND MAY INCREASE OR DECREASE IN VALUE.