

Fund Information

Date of Inception:	September 2013
Net Asset Value per Unit:	\$16.26
Management Expense Ratio (MER):	3.35%

Asset Class:	Global Equity
Portfolio Manager:	1832 Asset Management L.P.
Product Availability:	Investment Class, Estate Class, Protection Class

Top 10 Holdings

as of April 30, 2017	% Portfolio
Schweiter Technologies AG - Common	9.1
Inficon Holding AG - Common	8.4
Elbit Systems Ltd - Common	5.7
Keyence Corp - Common	5.3
Facebook Inc - Common CI A	5.3
UnitedHealth Group Inc - Common	5.2
Parker Hannifin Corp - Common	5.2
Frutarom Industries Ltd - Common	5.1
Raytheon Co - Common	5.1
Keysight Technologies Inc - Common	5.1

Fund Overview

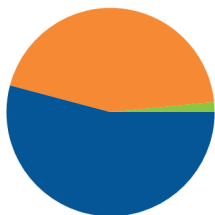
The objective of the segregated fund is to invest in units of the Dynamic Global Discovery Fund or a substantially similar fund.

The underlying fund objective is to seek to provide long-term capital growth through investment in a broadly diversified portfolio consisting primarily of equity securities of businesses based outside of Canada.

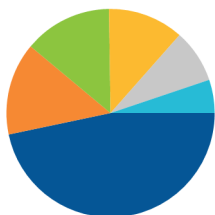
Risk Rating

Asset Allocation

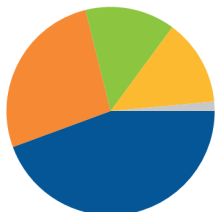
International Equity	54.1%
US Equity	44.3%
Cash and Equivalents	1.6%


Sector Allocation

Industrial Goods	46.7%
Technology	14.4%
Financial Services	13.7%
Consumer Goods	8.3%
Healthcare	5.2%
Other	11.8%


Geographic Allocation

United States	44.4%
Other European	26.7%
Africa and Middle East	14.0%
Japan	13.4%
Canada	1.5%


Underlying Mutual Fund Compound Return*

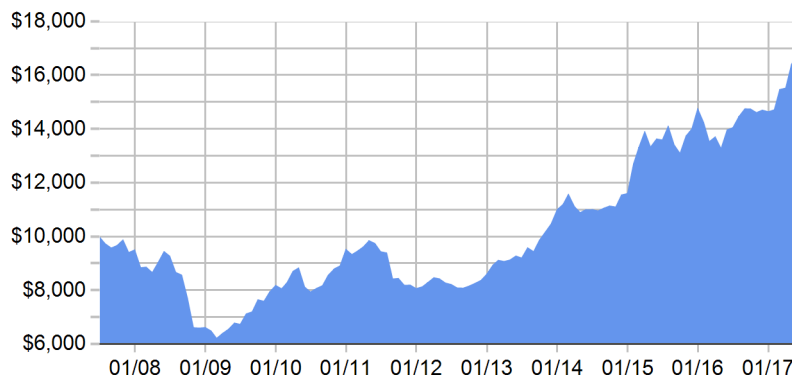
as of June 30, 2017

Period	1 Mth	3 Mth	6 Mth	1 Yr	3 Yr	5 Yr	10 Yr	Inception
Designated Fund	-3.02%	4.86%	11.14%	15.83%	13.92%	14.64%	4.99%	7.29%
Benchmark	-2.30%	2.15%	7.45%	15.41%	7.87%	12.57%	3.92%	-
Quartile	2	1	1	2	1	1	1	-

Underlying Mutual Fund Calendar Return*

as of June 30, 2017

Period	2016	2015	2014	2013	2012	2011	2010	2009	2008
Designated Fund	-0.80%	27.25%	5.43%	27.85%	6.68%	-15.32%	16.38%	23.68%	-30.37%
Benchmark	3.86%	8.98%	8.33%	27.92%	12.33%	-7.37%	7.88%	19.11%	-31.26%
Quartile	3	1	4	3	4	4	1	1	3

Underlying Mutual Fund Growth of \$10,000*


We are providing this information to you for general information purposes only.

* Underlying mutual fund's investor series performance shown for illustration purposes only. Actual segregated fund performance will vary.

Equitable Life of Canada and its representatives have no control over the function or design of the software which has assembled these reports and they may not contain accurate or current unit values. Returns under 1 year are simple rates of return. All others are annual compound rates of return. All returns are calculated after taking expenses, management and administration fees into account.

Important information about Equitable Life's segregated funds is found in the Information Folder, available from your Advisor.

ANY AMOUNT THAT IS ALLOCATED TO A SEGREGATED FUND IS INVESTED AT THE RISK OF THE OWNER AND MAY INCREASE OR DECREASE IN VALUE.