

Fund Information

Date of Inception: **September 2013**
 Net Asset Value per Unit: **\$10.06**
 Management Expense Ratio (MER): **1.35%**

Asset Class: **Canadian Money Market**
 Portfolio Manager: **The Equitable Life Insurance Company of Canada**
 Product Availability: **Investment Class, Estate Class, Protection Class**

Top 10 Holdings

as of June 30, 2019

| | % Portfolio |
|--|-------------|
| ENBRIDGE PIPELINES INC 1.87% 03-Jul-2019 | 9.5 |
| CENTRAL 1 CREDIT UNION 1.81% 12-Jul-2019 | 9.4 |
| HYDRO ONE INC 1.80% 17-Sep-2019 | 9.4 |
| CATERPILLAR FIN SERV LTD 1.87% 24-Jul-2019 | 9.1 |
| FORTISBC ENERGY INC 1.88% 01-Aug-2019 | 6.7 |
| TORONTO DOMINION BANK 1.85% 16-Aug-2019 | 5.0 |
| SUNCOR ENERGY 1.96% 06-Aug-2019 | 5.0 |
| Royal Bank of Canada 0.00% 05-Jul-2019 | 4.7 |
| BANK OF MONTREAL 1.83% 04-Sep-2019 | 4.0 |
| Canadian Imperial Bank Commrce 0.00% 03-Jul- | 4.0 |

Fund Overview

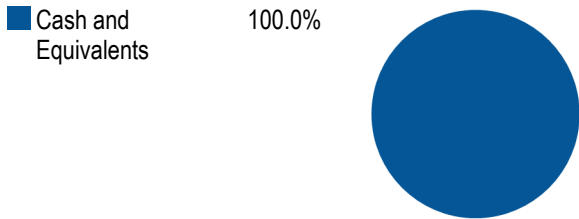
The Equitable Life Money Market Fund Select will invest primarily in money market instruments with a term to maturity of one year or less. The fund invests primarily in short-term government and high quality corporate debt securities.

The objective of the fund is to provide maximum income through short-term investments consistent with preservation of capital and liquidity.

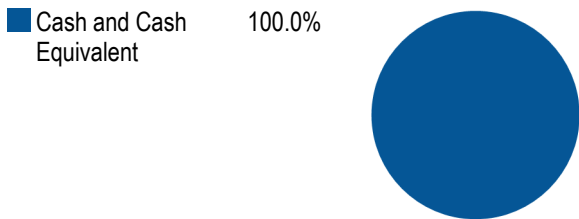
Risk Rating

| Low | Low to Medium | Medium | Medium to High | High |
|-----|---------------|--------|----------------|------|
| Low | | | | |

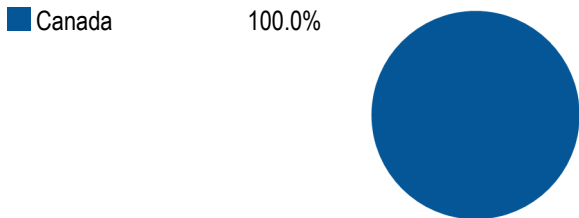
Asset Allocation



Sector Allocation



Geographic Allocation



Compound Return

as of June 30, 2019

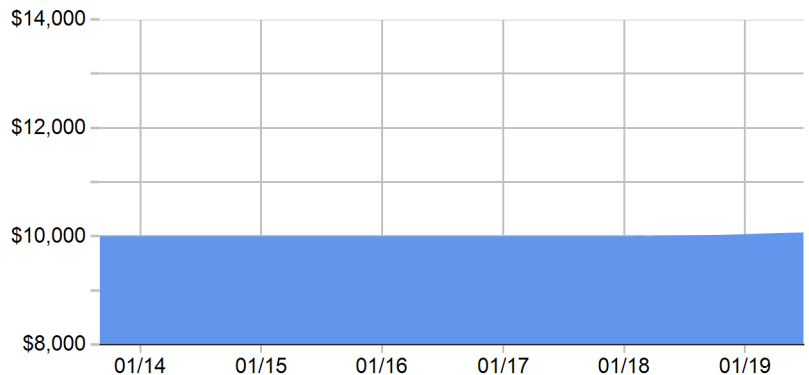
| Period | 1 Mth | 3 Mth | 6 Mth | 1 Yr | 3 Yr | 5 Yr | 10 Yr | Inception |
|-----------------|-------|-------|-------|-------|-------|-------|-------|-----------|
| Designated Fund | 0.04% | 0.14% | 0.33% | 0.56% | 0.21% | 0.13% | - | 0.11% |
| Benchmark | 0.09% | 0.28% | 0.60% | 1.05% | 0.48% | 0.33% | 0.29% | - |
| Quartile | 4 | 4 | 4 | 4 | 4 | 4 | - | - |

Calendar Return

as of June 30, 2019

| Period | 2018 | 2017 | 2016 | 2015 | 2014 | 2013 | 2012 | 2011 | 2010 |
|-----------------|-------|-------|-------|-------|-------|-------|-------|-------|--------|
| Designated Fund | 0.31% | 0.00% | 0.00% | 0.00% | 0.00% | - | - | - | - |
| Benchmark | 0.69% | 0.13% | 0.06% | 0.04% | 0.25% | 0.34% | 0.40% | 0.40% | -0.01% |
| Quartile | 4 | 4 | 3 | 4 | 4 | - | - | - | - |

Growth of \$10,000



We are providing this information to you for general information purposes only.

* Underlying mutual fund's investor series performance shown for illustration purposes only. Actual segregated fund performance will vary.

Equitable Life of Canada and its representatives have no control over the function or design of the software which has assembled these reports and they may not contain accurate or current unit values. Returns under 1 year are simple rates of return. All others are annual compound rates of return. All returns are calculated after taking expenses, management and administration fees into account.

Important information about Equitable Life's segregated funds is found in the Information Folder, available from your Advisor.

ANY AMOUNT THAT IS ALLOCATED TO A SEGREGATED FUND IS INVESTED AT THE RISK OF THE OWNER AND MAY INCREASE OR DECREASE IN VALUE.