

Fund Information

Date of Inception:	September 2013
Net Asset Value per Unit:	\$12.75
Management Expense Ratio (MER):	2.88%

Asset Class:	Canadian Equity Balanced
Portfolio Manager:	Mackenzie Financial Corporation
Product Availability:	Investment Class, Estate Class, Protection Class

Top 10 Holdings

as of October 31, 2017	% Portfolio
Bank of Nova Scotia - Common	4.2
Royal Bank of Canada - Common	4.0
Enbridge Inc - Common	3.6
Toronto-Dominion Bank - Common	3.3
Canadian Imperial Bank of Commerce - Common	3.1
Alimentation Couche-Tard Inc - Common CI B	2.5
Canadian Natural Resources Ltd - Common	2.3
Canadian Pacific Railway Ltd - Common	2.3
Canadian National Railway Co - Common	2.1
Bank of Montreal - Common	2.1

Fund Overview

The objective of the segregated fund is to invest in units of the Mackenzie Canadian All Cap Balanced Fund or a substantially similar fund.

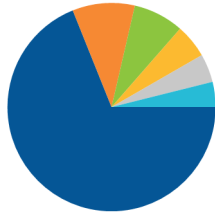
The underlying fund objective is to provide long-term capital growth and income by investing primarily in a well-diversified balanced portfolio of Canadian equity instruments, fixed income and money market securities.

Risk Rating

Low	Low to Medium	Medium	Medium to High	High
-----	---------------	--------	----------------	------

Asset Allocation

Canadian Equity	68.9%
Canadian Corporate Bonds	9.7%
Canadian Government Bonds	7.8%
Foreign Corporate Bonds	4.4%
Income Trust Units	3.9%
Other	5.3%



Compound Return

as of December 31, 2017

Period	1 Mth	3 Mth	6 Mth	1 Yr	3 Yr	5 Yr	10 Yr	Inception
Designated Fund	0.80%	3.85%	4.96%	5.14%	4.14%	-	-	5.81%
Benchmark	-0.02%	3.17%	3.76%	5.06%	4.12%	6.59%	3.71%	-
Quartile	1	1	1	2	3	-	-	-

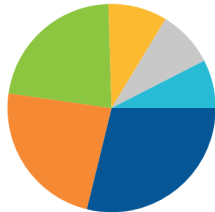
Calendar Return

as of December 31, 2017

Period	2017	2016	2015	2014	2013	2012	2011	2010	2009
Designated Fund	5.14%	16.42%	-7.72%	6.78%	-	-	-	-	-
Benchmark	5.06%	8.82%	-1.26%	8.40%	12.44%	5.75%	-4.08%	8.03%	19.34%
Quartile	2	1	4	4	-	-	-	-	-

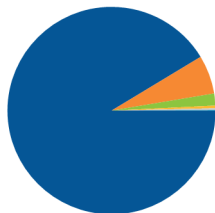
Sector Allocation

Financial Services	28.8%
Fixed Income	23.4%
Utilities	9.2%
Energy	8.8%
Basic Materials	7.5%
Other	22.3%

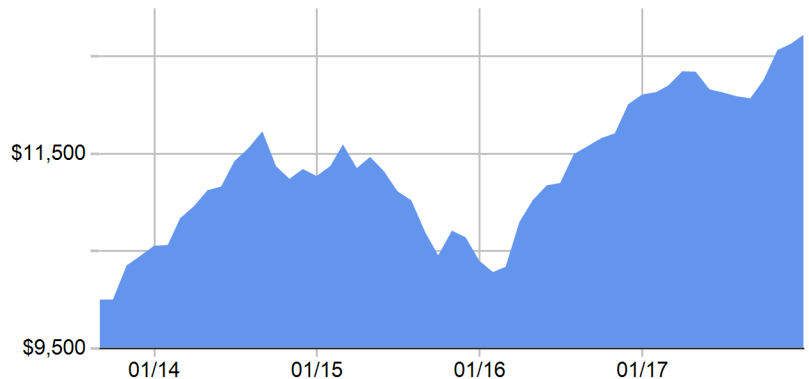


Geographic Allocation

Canada	91.3%
United States	6.0%
Latin America	1.9%
European Union	0.3%
Other European	0.1%
Other	0.4%



Growth of \$10,000



We are providing this information to you for general information purposes only.

* Underlying mutual fund's investor series performance shown for illustration purposes only. Actual segregated fund performance will vary.

Equitable Life of Canada and its representatives have no control over the function or design of the software which has assembled these reports and they may not contain accurate or current unit values. Returns under 1 year are simple rates of return. All others are annual compound rates of return. All returns are calculated after taking expenses, management and administration fees into account.

Important information about Equitable Life's segregated funds is found in the Information Folder, available from your Advisor.

ANY AMOUNT THAT IS ALLOCATED TO A SEGREGATED FUND IS INVESTED AT THE RISK OF THE OWNER AND MAY INCREASE OR DECREASE IN VALUE.