

Fund Information

Date of Inception:	September 2013
Net Asset Value per Unit:	\$13.16
Management Expense Ratio (MER):	3.09%

Asset Class:	Global Small/Mid Cap Equity
Portfolio Manager:	Mackenzie Financial Corporation
Product Availability:	Investment Class, Estate Class, Protection Class

Top 10 Holdings

as of April 30, 2019

	% Portfolio
Mackenzie Global Long/Short Equity Alpha Fund A	3.6
Meritor Inc - Common	1.7
Aeon REIT Investment Corp - Common	1.7
Avis Budget Group Inc - Common	1.5
Weichai Power Co Ltd - Common CI H	1.5
Mackenzie US Small Cap Fund Series R	1.4
Enova International Inc - Common	1.4
Auto Trader Group PLC - Common	1.4
Jabil Circuit Inc - Common	1.4
GN Store Nord A/S - Common	1.4

Fund Overview

The objective of the segregated fund is to invest in units of the Mackenzie Global Small Cap Growth Fund or a substantially similar fund.

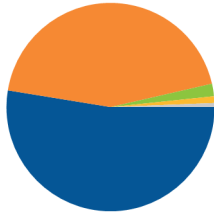
The underlying fund objective is to pursue long-term capital growth by investing primarily in equity securities of small- and mid-capitalization companies anywhere in the world.

Risk Rating

Low	Low to Medium	Medium	Medium to High	High
-----	---------------	---------------	----------------	------

Asset Allocation

US Equity	52.6%
International Equity	43.8%
Canadian Equity	1.9%
Income Trust Units	1.0%
Cash and Equivalents	0.6%



Compound Return

as of June 30, 2019

Period	1 Mth	3 Mth	6 Mth	1 Yr	3 Yr	5 Yr	10 Yr	Inception
Designated Fund	2.02%	-2.84%	4.92%	-15.45%	2.79%	0.97%	-	3.71%
Benchmark	1.60%	-1.88%	4.72%	-3.59%	3.73%	4.42%	7.92%	-
Quartile	2	3	3	4	3	4	-	-

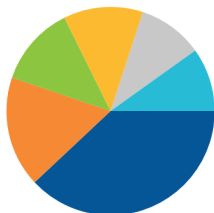
Calendar Return

as of June 30, 2019

Period	2018	2017	2016	2015	2014	2013	2012	2011	2010
Designated Fund	-18.16%	15.05%	0.28%	5.69%	5.88%	-	-	-	-
Benchmark	-5.63%	6.77%	0.01%	14.25%	9.16%	30.41%	8.75%	-9.19%	13.93%
Quartile	4	1	2	4	4	-	-	-	-

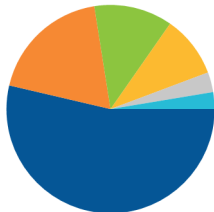
Sector Allocation

Technology	17.2%
Real Estate	12.5%
Financial Services	12.4%
Consumer Services	10.1%
Industrial Services	9.9%
Other	38.0%

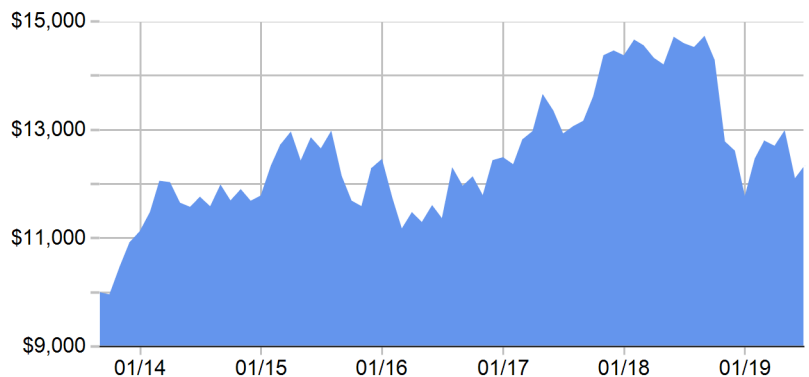


Geographic Allocation

United States	53.7%
European Union	18.9%
Asia/Pacific Rim	12.2%
Japan	9.6%
Canada	2.6%
Other	3.1%



Growth of \$10,000



We are providing this information to you for general information purposes only.

* Underlying mutual fund's investor series performance shown for illustration purposes only. Actual segregated fund performance will vary.

Equitable Life of Canada and its representatives have no control over the function or design of the software which has assembled these reports and they may not contain accurate or current unit values. Returns under 1 year are simple rates of return. All others are annual compound rates of return. All returns are calculated after taking expenses, management and administration fees into account.

Important information about Equitable Life's segregated funds is found in the Information Folder, available from your Advisor.

ANY AMOUNT THAT IS ALLOCATED TO A SEGREGATED FUND IS INVESTED AT THE RISK OF THE OWNER AND MAY INCREASE OR DECREASE IN VALUE.