

Fund Information

Date of Inception:	May 2017
Net Asset Value per Unit:	\$9.51
Management Expense Ratio (MER):	2.78%

Asset Class:	Canadian Equity Balanced
Portfolio Manager:	Invesco Canada Ltd.
Product Availability:	Investment Class, Estate Class, Protection Class

Top 10 Holdings

as of June 30, 2019	% Portfolio
Bank of Nova Scotia - Common	4.1
Toronto-Dominion Bank - Common	3.4
Royal Bank of Canada - Common	2.9
Pizza Pizza Royalty Corp - Common	2.5
Softbank Corp - Common	2.4
Shaw Communications Inc - Common CI B	2.3
Microsoft Corp - Common	2.3
Chemtrade Logistics Income Fund - Units	2.2
Husky Energy Inc - Common	2.2
Delphi Automotive PLC - Common	2.2

Fund Overview

The objective of the segregated fund is to invest in units of the Invesco Diversified Yield Class or a substantially similar fund.

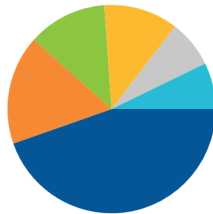
The underlying fund objective is to seek to generate a total return over the long term. The fund will invest primarily in Canadian equity securities, REITs, royalty and income trusts and fixed income securities, including preferred shares and convertible debt.

Risk Rating

Low	Low to Medium	Medium	Medium to High	High
-----	---------------	--------	----------------	------

Asset Allocation

Canadian Equity	44.6%
Canadian Corporate Bonds	17.0%
International Equity	12.3%
US Equity	11.6%
Canadian Government Bonds	7.4%
Other	7.2%



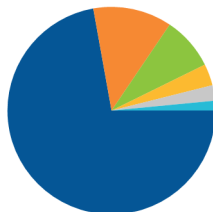
Sector Allocation

Fixed Income	25.1%
Financial Services	18.9%
Energy	13.3%
Technology	11.7%
Consumer Goods	6.7%
Other	24.4%



Geographic Allocation

Canada	72.2%
United States	12.3%
European Union	8.3%
Latin America	3.4%
Japan	2.4%
Other	1.5%



Underlying Mutual Fund Compound Return*

as of June 30, 2019

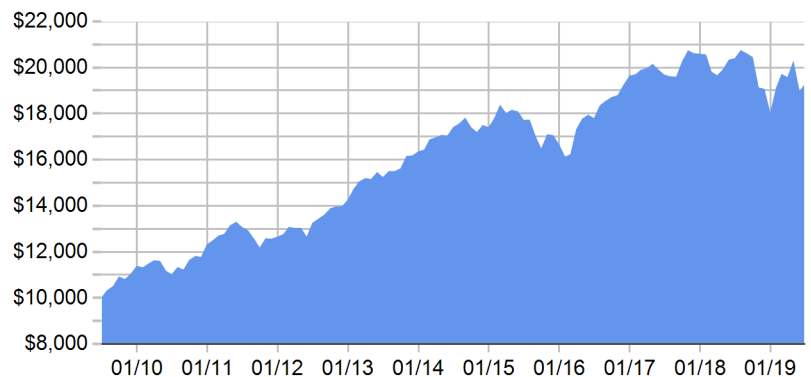
Period	1 Mth	3 Mth	6 Mth	1 Yr	3 Yr	5 Yr	10 Yr	Inception
Designated Fund	1.68%	-1.48%	7.20%	-5.45%	2.72%	2.07%	6.78%	4.44%
Benchmark	2.00%	1.94%	10.78%	3.31%	5.34%	3.66%	6.07%	-
Quartile	-	-	-	-	-	-	-	-

Underlying Mutual Fund Calendar Return*

as of June 30, 2019

Period	2018	2017	2016	2015	2014	2013	2012	2011	2010
Designated Fund	-12.64%	4.88%	17.86%	-4.27%	6.43%	14.61%	12.77%	2.69%	8.22%
Benchmark	-6.63%	6.13%	10.63%	-2.09%	8.24%	12.71%	6.49%	-3.55%	9.24%
Quartile	-	-	-	-	-	-	-	-	-

Underlying Mutual Fund Growth of \$10,000*



We are providing this information to you for general information purposes only.

* Underlying mutual fund's investor series performance shown for illustration purposes only. Actual segregated fund performance will vary.

Equitable Life of Canada and its representatives have no control over the function or design of the software which has assembled these reports and they may not contain accurate or current unit values. Returns under 1 year are simple rates of return. All others are annual compound rates of return. All returns are calculated after taking expenses, management and administration fees into account.

Important information about Equitable Life's segregated funds is found in the Information Folder, available from your Advisor.

ANY AMOUNT THAT IS ALLOCATED TO A SEGREGATED FUND IS INVESTED AT THE RISK OF THE OWNER AND MAY INCREASE OR DECREASE IN VALUE.