

Fund Information

Date of Inception:	June 2021	Asset Class:	Global Equity Balanced
Net Asset Value per Unit:	\$10.16	Portfolio Manager:	Fidelity Investments Canada ULC
Estimated Management Expense Ratio (MER):	3.13%	Product Availability:	Investment Class, Estate Class, Protection Class

Top 10 Holdings

as of March 31, 2021

	% Portfolio
CAN FOCUSED EQ INSTL TR	13.0
CDN SYSTEM EQ INSTL TRUST	13.0
FIDELITY EMERGING MARKETS OPPO	11.0
FIDELITY BLUE CHIP GROWTH INST	8.6
FIDELITY VALUE DISCOVERY INSTI	8.4
iShares Core S&P Total U.S. Stock Market ETF	8.0
Fidelity International Growth Fund Series B	8.0
Fidelity International Equity Private Pool Ser B	6.5
Fidelity Insights Investment Trust Series O	5.5
Fidelity Global Core Plus Bond ETF Fund Series B	5.0

Fund Overview

The objective of the segregated fund is to invest in units of the Fidelity Tactical Asset Allocation Growth Institutional Trust or a substantially similar fund.

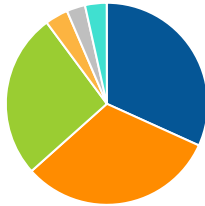
The underlying fund objective is to seek to obtain capital growth and income by diversifying across a range of asset classes, including the ability to actively manage asset classes within defined constraints. The Trust will invest in equity and debt securities issued anywhere in the world.

Risk Rating



Asset Allocation

US Equity	31.8%
International Equity	31.7%
Canadian Equity	26.4%
Foreign Corporate Bonds	3.7%
Commodities	3.0%
Other	3.5%



Compound Return

as of September 30, 2021

Performance information is not shown, as the segregated fund and the underlying fund have been in existence less than 12 months.

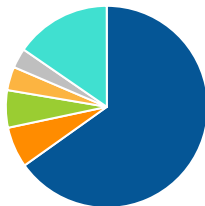
Calendar Return

as of September 30, 2021

Performance information is not shown, as the segregated fund and the underlying fund have been in existence less than 12 months.

Sector Allocation

Mutual Fund	65.2%
Fixed Income	6.5%
Technology	6.0%
Financial Services	3.8%
Consumer Goods	3.2%
Other	15.4%

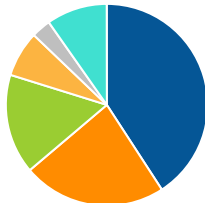


Growth of \$10,000

Performance information is not shown, as the segregated fund and the underlying fund have been in existence less than 12 months.

Geographic Allocation

United States	40.8%
Canada	23.0%
Multi-National	16.0%
European Union	7.3%
Asia/Pacific Rim	3.1%
Other	9.8%



We are providing this information to you for general information purposes only.

Equitable Life of Canada and its representatives have no control over the function or design of the software which has assembled these reports and they may not contain accurate or current unit values. Returns under 1 year are simple rates of return. All others are annual compound rates of return. All returns are calculated after taking expenses, management and administration fees into account. Past performance is not indicative of future performance.

Important information about Equitable Life's segregated funds is found in the Information Folder, available from your Advisor.

ANY AMOUNT THAT IS ALLOCATED TO A SEGREGATED FUND IS INVESTED AT THE RISK OF THE OWNER AND MAY INCREASE OR DECREASE IN VALUE.