

Fund Information

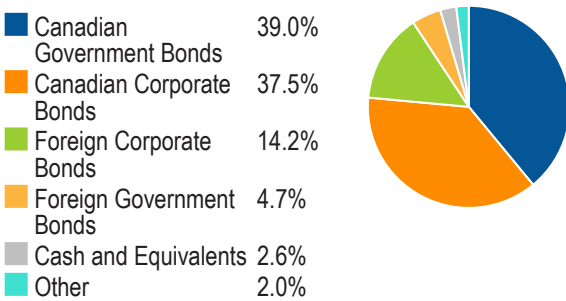
Date of Inception:	August 2022	Asset Class:	Canadian Fixed Income
Net Asset Value per Unit:	\$9.88	Portfolio Manager:	Franklin Templeton Investments Corp.
Estimated Management Expense Ratio (MER):	1.98%	Product Availability:	Investment Class

Top 10 Holdings

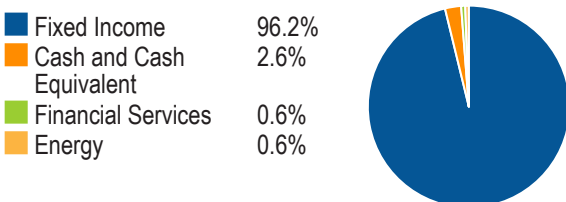
as of November 30, 2022

	% Portfolio
Canada Housing Trust No 1 3.55% 15-Sep-2032	3.1
Ontario Province 2.65% 02-Dec-2050	2.7
Ontario Province 3.45% 02-Jun-2045	2.3
Canada Government 2.00% 01-Dec-2051	2.2
Alberta Province 3.90% 01-Dec-2033	1.7
Canada Housing Trust No 1 1.10% 15-Dec-2026	1.6
United States Treasury 3.13% 31-Aug-2027	1.4
United States Treasury 2.25% 15-Feb-2052	1.3
Ontario Province 2.70% 02-Jun-2029	1.2
Manitoba Province 5.70% 05-Mar-2037	1.2

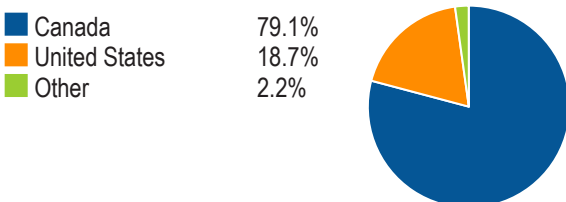
Asset Allocation



Sector Allocation



Geographic Allocation



Fund Overview

The objective of the segregated fund is to invest in units of the Franklin Bissett Core Plus Bond Fund or a substantially similar fund.

The underlying fund objective is to achieve high current income and some long-term capital appreciation by investing primarily in Canadian federal and provincial government, and corporate bonds, debentures and short-term notes.

Risk Rating



Underlying Mutual Fund Compound Return*

as of December 31, 2022

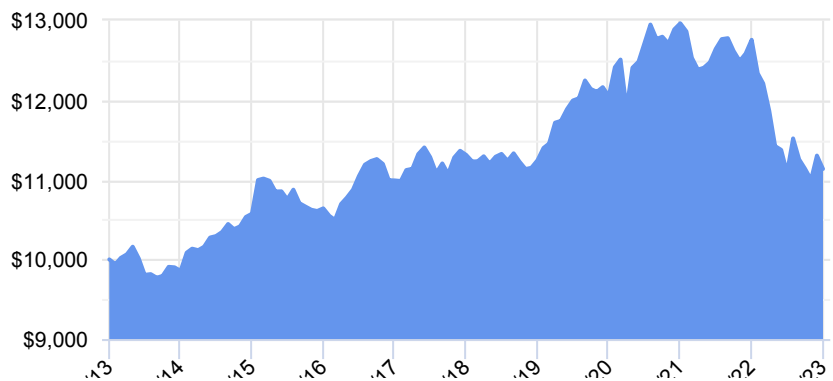
Period	1 Mth	3 Mth	6 Mth	1 Yr	3 Yr	5 Yr	10 Yr	Inception
Designated Fund	-1.49%	-0.03%	0.43%	-12.71%	-2.59%	-0.31%	1.08%	3.25%
Quartile	3	4	3	4	3	3	2	-

Underlying Mutual Fund Calendar Return*

as of December 31, 2022

Period	2022	2021	2020	2019	2018	2017	2016	2015	2014
Designated Fund	-12.71%	-1.60%	7.60%	7.16%	-0.60%	2.92%	3.30%	0.63%	7.28%
Quartile	4	1	4	1	4	1	1	4	3

Growth of \$10,000



We are providing this information to you for general information purposes only.

*Underlying mutual fund's investor series performance shown for illustration purposes only. Actual segregated fund performance will vary.

Equitable Life of Canada and its representatives have no control over the function or design of the software which has assembled these reports and they may not contain accurate or current unit values. Returns under 1 year are simple rates of return. All others are annual compound rates of return. All returns are calculated after taking expenses, management and administration fees into account. Past performance is not indicative of future performance.

Important information about Equitable Life's segregated funds is found in the Information Folder, available from your Advisor.

ANY AMOUNT THAT IS ALLOCATED TO A SEGREGATED FUND IS INVESTED AT THE RISK OF THE OWNER AND MAY INCREASE OR DECREASE IN VALUE.