

Fund Information

Date of Inception:	August 2022
Net Asset Value per Unit:	\$9.90
Estimated Management Expense Ratio (MER):	2.87%

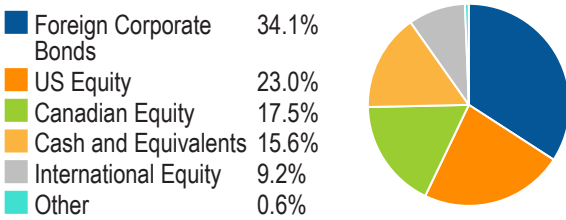
Asset Class:	Global Neutral Balanced
Portfolio Manager:	Fidelity Investments Canada ULC
Product Availability:	Investment Class

Top 10 Holdings

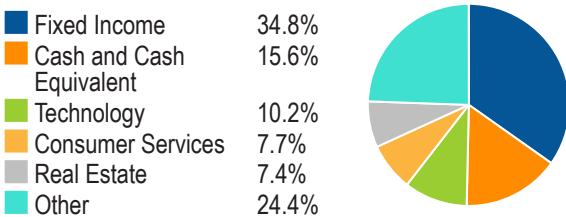
as of September 30, 2022

	% Portfolio
Fidelity Canadian Money Market Investment Trust O	9.6
Fidelity U.S. Money Market Investment Trust O	3.8
United States Treasury 0.00% 02-Feb-2023	3.3
Canadian Pacific Railway Ltd - Common	2.8
Microsoft Corp - Common	2.6
Mister Car Wash Inc - Common	2.2
Brookfield Asset Management Inc - Common Cl A	2.2
Armstrong World Industries Inc - Common	2.1
Alphabet Inc - Common Cl A	1.8
MSCI Inc - Common	1.8

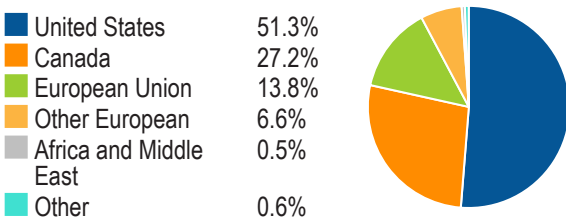
Asset Allocation



Sector Allocation



Geographic Allocation



Fund Overview

The objective of the segregated fund is to invest in units of the Fidelity Climate Leadership Balanced Fund or a substantially similar fund.

The underlying fund objective is to achieve high total investment return. It invests in a mix of equity securities and fixed income securities of issuers anywhere in the world that are believed to reduce the risks, or are expected to benefit from the opportunities, associated with climate-related issues or the global transition to a low carbon economy.

Risk Rating



Underlying Mutual Fund Compound Return*

as of December 31, 2022

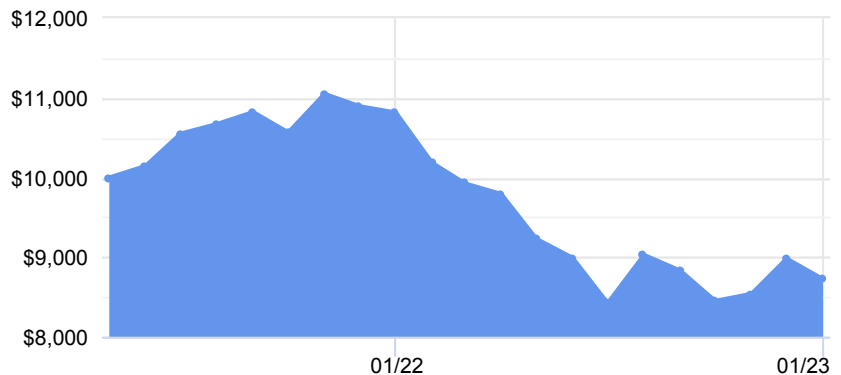
Period	1 Mth	3 Mth	6 Mth	1 Yr	3 Yr	5 Yr	10 Yr	Inception
Designated Fund	-2.87%	3.24%	3.57%	-19.34%	-	-	-	-8.08%
Quartile	4	4	2	4	-	-	-	-

Underlying Mutual Fund Calendar Return*

as of December 31, 2022

Period	2022	2021	2020	2019	2018	2017	2016	2015	2014
Designated Fund	-19.34%	-	-	-	-	-	-	-	-
Quartile	4	-	-	-	-	-	-	-	-

Growth of \$10,000



We are providing this information to you for general information purposes only.

*Underlying mutual fund's investor series performance shown for illustration purposes only. Actual segregated fund performance will vary.

Equitable Life of Canada and its representatives have no control over the function or design of the software which has assembled these reports and they may not contain accurate or current unit values. Returns under 1 year are simple rates of return. All others are annual compound rates of return. All returns are calculated after taking expenses, management and administration fees into account. Past performance is not indicative of future performance.

Important information about Equitable Life's segregated funds is found in the Information Folder, available from your Advisor.

ANY AMOUNT THAT IS ALLOCATED TO A SEGREGATED FUND IS INVESTED AT THE RISK OF THE OWNER AND MAY INCREASE OR DECREASE IN VALUE.

Fidelity is a registered trademark of 483A Bay Street Holdings LP. Used with permission.