

Fund Information

Date of Inception:	August 2022	Asset Class:	Canadian Equity
Net Asset Value per Unit:	\$9.79	Portfolio Manager:	Invesco Canada Ltd.
Estimated Management Expense Ratio (MER):	2.35%	Product Availability:	Investment Class

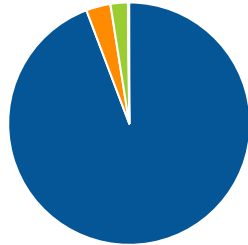
Top 10 Holdings

as of December 31, 2022

Invesco S&P/TSX Composite ESG Index ETF (ESGC)	98.0	% Portfolio
CANADA Cash and Receivables, Payables	2.1	

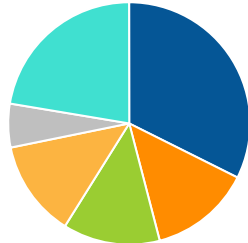
Asset Allocation

Canadian Equity	94.2%
Cash and Equivalents	3.3%
Income Trust Units	2.3%
International Equity	0.1%
US Equity	0.1%



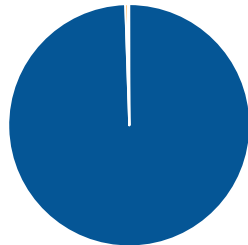
Sector Allocation

Financial Services	32.4%
Industrial Services	13.6%
Basic Materials	13.0%
Energy	12.9%
Telecommunications	5.8%
Other	22.4%



Geographic Allocation

Canada	99.5%
Latin America	0.4%
Asia/Pacific Rim	0.1%
United States	0.1%



Fund Overview

The objective of the segregated fund is to invest in units of the Invesco S&P/TSX Composite ESG Index ETF or a substantially similar fund.

The underlying ETF objective is to replicate, to the extent reasonably possible and before fees and expenses, the performance of the S&P/TSX® Composite ESG Index. The underlying ETF invests, directly or indirectly, primarily in equity securities of companies listed on the TSX.

Risk Rating

Low	Low to Medium	Medium	Medium to High	High
-----	---------------	---------------	----------------	------

Underlying ETF Compound Return*

as of December 31, 2022

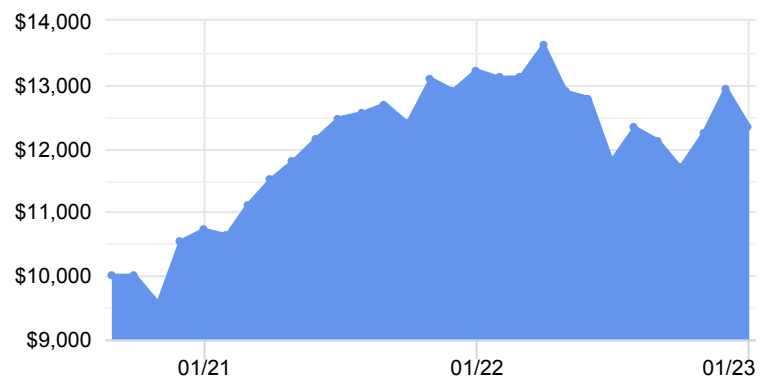
Period	1 Mth	3 Mth	6 Mth	1 Yr	3 Yr	5 Yr	10 Yr	Inception
Designated Fund	-4.69%	5.46%	4.52%	-6.69%	-	-	-	9.77%
Quartile	3	3	2	3	-	-	-	-

Underlying ETF Calendar Return*

as of December 31, 2022

Period	2022	2021	2020	2019	2018	2017	2016	2015	2014
Designated Fund	-6.69%	23.33%	-	-	-	-	-	-	-
Quartile	3	3	-	-	-	-	-	-	-

Growth of \$10,000



We are providing this information to you for general information purposes only.

*Underlying ETF performance shown for illustration purposes only. Actual segregated fund performance will vary.

Equitable Life of Canada and its representatives have no control over the function or design of the software which has assembled these reports and they may not contain accurate or current unit values. Returns under 1 year are simple rates of return. All others are annual compound rates of return. All returns are calculated after taking expenses, management and administration fees into account. Past performance is not indicative of future performance.

Important information about Equitable Life's segregated funds is found in the Information Folder, available from your Advisor.

ANY AMOUNT THAT IS ALLOCATED TO A SEGREGATED FUND IS INVESTED AT THE RISK OF THE OWNER AND MAY INCREASE OR DECREASE IN VALUE.

The "S&P/TSX Composite ESG Index" is a product of S&P Dow Jones Indices LLC or its affiliates ("SPDJI") and S&P Global or its affiliates, and has been licensed for use by The Equitable Life Insurance Company of Canada. Standard & Poor's® and S&P® are registered trademarks of Standard & Poor's Financial Services LLC ("S&P"); Dow Jones® is a registered trademark of Dow Jones Trademark Holdings LLC ("Dow Jones"); and these trademarks have been licensed for use by SPDJI and sublicensed for certain purposes by The Equitable Life Insurance Company of Canada. Equitable Life S&P/TSX Composite ESG Index Fund is not sponsored, endorsed, sold or promoted by SPDJI, Dow Jones, S&P, their respective affiliates, or S&P Global or its affiliates and none of such parties make any representation regarding the advisability of investing in such product(s) nor do they have any liability for any errors, omissions, or interruptions of the S&P/TSX Composite ESG Index.