

Fund Information

Date of Inception:	August 2022	Asset Class:	U.S. Equity
Net Asset Value per Unit:	\$9.21	Portfolio Manager:	Invesco Canada Ltd.
Estimated Management Expense Ratio (MER):	2.45%	Product Availability:	Investment Class

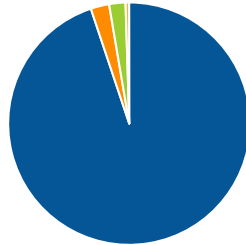
Top 10 Holdings

as of December 31, 2022

	% Portfolio
Invesco ESG NASDAQ 100 Index ETF (QQCE)	98.0
CANADA Cash and Receivables, Payables	2.0

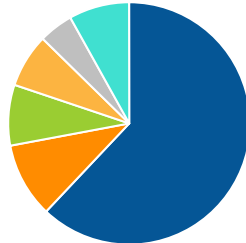
Asset Allocation

US Equity	94.9%
International Equity	2.5%
Cash and Equivalents	2.2%
Canadian Equity	0.5%



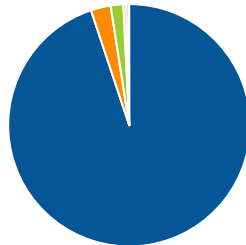
Sector Allocation

Technology	62.1%
Consumer Services	10.0%
Consumer Goods	8.1%
Healthcare	7.2%
Telecommunications	4.6%
Other	8.1%



Geographic Allocation

United States	94.9%
Canada	2.7%
European Union	1.7%
Latin America	0.4%
Asia/Pacific Rim	0.4%



Fund Overview

The objective of the segregated fund is to invest in units of the Invesco ESG NASDAQ 100 Index ETF or a substantially similar fund.

The underlying ETF objective is to replicate, to the extent reasonably possible and before fees and expenses, the performance of the Nasdaq-100® ESG Index, on an unhedged basis. It invests, directly or indirectly, primarily in equity securities of companies listed on The Nasdaq Stock Market LLC.

Risk Rating

Low	Low to Medium	Medium	Medium to High	High
-----	---------------	---------------	----------------	------

Underlying ETF Compound Return*

as of December 31, 2022

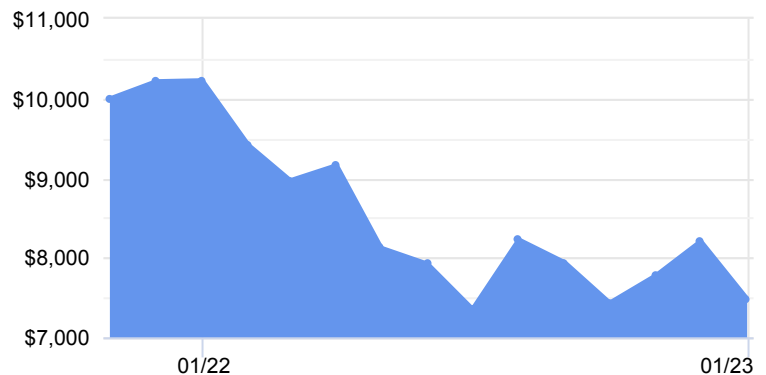
Period	1 Mth	3 Mth	6 Mth	1 Yr	3 Yr	5 Yr	10 Yr	Inception
Designated Fund	-8.80%	0.70%	1.75%	-26.78%	-	-	-	-22.00%
Quartile	4	4	4	4	-	-	-	-

Underlying ETF Calendar Return*

as of December 31, 2022

Period	2022	2021	2020	2019	2018	2017	2016	2015	2014
Designated Fund	-26.78%	-	-	-	-	-	-	-	-
Quartile	4	-	-	-	-	-	-	-	-

Growth of \$10,000



We are providing this information to you for general information purposes only.

*Underlying ETF performance shown for illustration purposes only. Actual segregated fund performance will vary.

Equitable Life of Canada and its representatives have no control over the function or design of the software which has assembled these reports and they may not contain accurate or current unit values. Returns under 1 year are simple rates of return. All others are annual compound rates of return. All returns are calculated after taking expenses, management and administration fees into account. Past performance is not indicative of future performance.

Important information about Equitable Life's segregated funds is found in the Information Folder, available from your Advisor.

ANY AMOUNT THAT IS ALLOCATED TO A SEGREGATED FUND IS INVESTED AT THE RISK OF THE OWNER AND MAY INCREASE OR DECREASE IN VALUE.

Nasdaq®, Nasdaq-100 ESG Index®, Nasdaq-100 ESG®, are registered trademarks of Nasdaq, Inc. (which with its affiliates is referred to as the "Corporations") and are licensed for use by The Equitable Life Insurance Company of Canada. The Product(s) have not been passed on by the Corporations as to their legality or suitability. The Product(s) are not issued, endorsed, sold, or promoted by the Corporations. The Corporations make no warranties and bear no liability with respect to the product(s).