

## Fund Information

Date of Inception:	August 2022
Net Asset Value per Unit:	\$9.06
Estimated Management Expense Ratio (MER):	2.90%

Asset Class:	Global Equity
Portfolio Manager:	Fidelity Investments Canada ULC
Product Availability:	Investment Class

## Top 10 Holdings

<i>as of September 30, 2022</i>	% Portfolio
Amazon.com Inc - Common	6.4
Tesla Inc - Common	6.2
Apple Inc - Common	6.1
UnitedHealth Group Inc - Common	3.2
Albertsons Cos Inc - Common CIA	3.1
Alphabet Inc - Common CIA	3.0
Quanta Services Inc - Common	2.3
Constellation Energy Corp - Common	2.2
Uber Technologies Inc - Common	2.2
Nutrien Ltd - Common	2.1

## Fund Overview

The objective of the segregated fund is to invest in units of the Fidelity Global Innovators Investment Trust or a substantially similar fund.

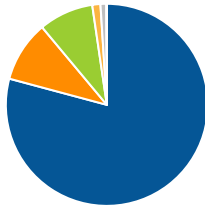
The underlying fund objective is to achieve long-term capital appreciation. It invests primarily in equity securities of companies located anywhere in the world that have the potential to be disruptive innovators.

## Risk Rating

Low	Low to Medium	Medium	<b>Medium to High</b>	High
-----	---------------	--------	-----------------------	------

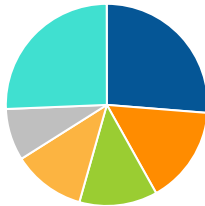
## Asset Allocation

US Equity	79.2%
International Equity	9.8%
Canadian Equity	8.8%
Foreign Corporate Bonds	1.3%
Income Trust Units	1.0%
Other	0.1%



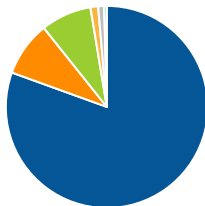
## Sector Allocation

Technology	26.3%
Consumer Services	15.6%
Healthcare	12.5%
Energy	11.7%
Consumer Goods	8.3%
Other	25.7%



## Geographic Allocation

United States	80.5%
Canada	8.8%
European Union	8.1%
Other European	1.2%
Latin America	1.0%
Other	0.4%



## Underlying Mutual Fund Compound Return\*

*as of December 31, 2022*

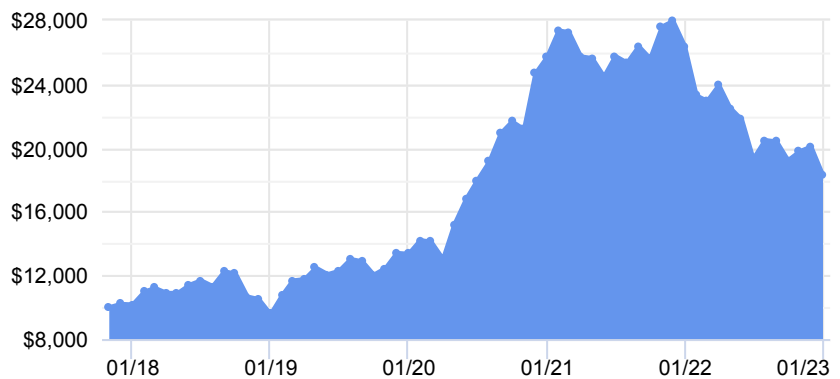
Period	1 Mth	3 Mth	6 Mth	1 Yr	3 Yr	5 Yr	10 Yr	Inception
Designated Fund	-8.83%	-4.78%	-5.27%	-30.61%	11.10%	12.48%	-	12.44%
Quartile	4	4	4	4	1	1	-	-

## Underlying Mutual Fund Calendar Return\*

*as of December 31, 2022*

Period	2022	2021	2020	2019	2018	2017	2016	2015	2014
Designated Fund	-30.61%	2.70%	92.47%	39.45%	-5.88%	-	-	-	-
Quartile	4	4	1	1	3	-	-	-	-

## Growth of \$10,000



We are providing this information to you for general information purposes only.

\*Underlying mutual fund's investor series performance shown for illustration purposes only. Actual segregated fund performance will vary.

Equitable Life of Canada and its representatives have no control over the function or design of the software which has assembled these reports and they may not contain accurate or current unit values. Returns under 1 year are simple rates of return. All others are annual compound rates of return. All returns are calculated after taking expenses, management and administration fees into account. Past performance is not indicative of future performance.

Important information about Equitable Life's segregated funds is found in the Information Folder, available from your Advisor.

ANY AMOUNT THAT IS ALLOCATED TO A SEGREGATED FUND IS INVESTED AT THE RISK OF THE OWNER AND MAY INCREASE OR DECREASE IN VALUE.

Fidelity is a registered trademark of 483A Bay Street Holdings LP. Used with permission.