

## Fund Information

Date of Inception:	June 1992	Asset Class:	Canadian Focused Equity
Net Asset Value per Unit:	\$48.00	Portfolio Manager:	MFS Investment Management Canada Limited
Estimated Management Expense Ratio (MER):	2.93%	Product Availability:	Pivotal Solutions and Pivotal Solutions DSC

## Top 10 Holdings

as of December 31, 2022

	% Portfolio
Royal Bank of Canada - Common	6.3
Toronto-Dominion Bank - Common	5.8
Canadian Natural Resources Ltd - Common	3.7
Canadian Pacific Railway Ltd - Common	3.2
Bank of Montreal - Common	3.2
Enbridge Inc - Common	3.1
Suncor Energy Inc - Common	3.1
Brookfield Corp - Common CIA	2.4
Constellation Software Inc - Common	2.2
Franco-Nevada Corp - Common	2.2

## Fund Overview

The objective of the segregated fund is to invest in units of the MFS Canadian Equity Plus Fund or a substantially similar fund.

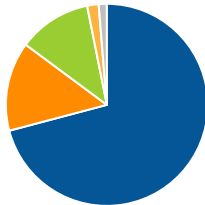
The underlying fund objective is to seek capital appreciation by focusing investment in Canadian companies that offer either good relative value or strong earnings growth, in combination with financial strength and a sustainable business model.

## Risk Rating

Low	Low to Medium	Medium	Medium to High	High
-----	---------------	--------	----------------	------

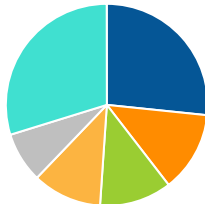
## Asset Allocation

Canadian Equity	70.9%
US Equity	14.3%
International Equity	11.7%
Income Trust Units	1.8%
Cash and Equivalents	1.3%



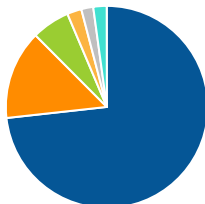
## Sector Allocation

Financial Services	26.6%
Energy	12.9%
Technology	11.6%
Industrial Services	11.1%
Basic Materials	8.1%
Other	29.8%



## Geographic Allocation

Canada	73.3%
United States	14.3%
European Union	6.1%
Asia/Pacific Rim	2.3%
Other European	1.9%
Other	2.2%



## Compound Return

as of December 31, 2022

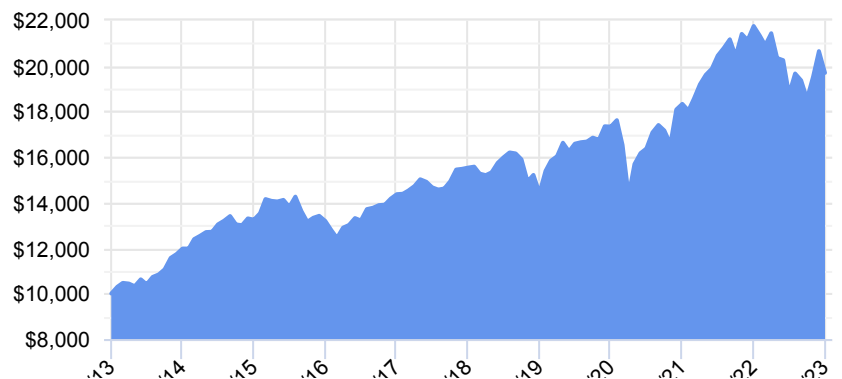
Period	1 Mth	3 Mth	6 Mth	1 Yr	3 Yr	5 Yr	10 Yr	Inception
Designated Fund	-4.63%	6.14%	5.01%	-9.47%	4.35%	4.86%	7.01%	6.27%
Quartile	3	3	2	3	3	2	2	-

## Calendar Return

as of December 31, 2022

Period	2022	2021	2020	2019	2018	2017	2016	2015	2014
Designated Fund	-9.47%	18.66%	5.77%	20.27%	-7.21%	8.13%	8.92%	-0.42%	10.57%
Quartile	3	4	2	2	2	2	3	2	2

## Growth of \$10,000



We are providing this information to you for general information purposes only.

Equitable Life of Canada and its representatives have no control over the function or design of the software which has assembled these reports and they may not contain accurate or current unit values. Returns under 1 year are simple rates of return. All others are annual compound rates of return. All returns are calculated after taking expenses, management and administration fees into account. Past performance is not indicative of future performance.

Important information about Equitable Life's segregated funds is found in the Information Folder, available from your Advisor.

ANY AMOUNT THAT IS ALLOCATED TO A SEGREGATED FUND IS INVESTED AT THE RISK OF THE OWNER AND MAY INCREASE OR DECREASE IN VALUE.