

Fund Information

Date of Inception:	October 1994	Asset Class:	Canadian Money Market
Net Asset Value per Unit:	\$14.15	Portfolio Manager:	The Equitable Life Insurance Company of Canada
Estimated Management Expense Ratio (MER):	1.50%	Product Availability:	Pivotal Solutions and Pivotal Solutions DSC

Top 10 Holdings

as of December 31, 2022

	% Portfolio
CANADA Cash and Receivables, Payables	29.2
HYDRO ONE INC 4.38% 26-Jan-2023	4.5
FORTISBC ENERGY INC 3.94% 04-Jan-2023	3.4
TRANSCANADA PIPELINES 4.56% 11-Jan-2023	3.4
Quebec Province 0.00% 20-Jan-2023	3.4
Bank of Nova Scotia 0.00% 27-Jan-2023	3.4
Toronto-Dominion Bank 3.01% 30-May-2023	3.4
TRANSCANADA PIPELINES 4.60% 03-Feb-2023	3.4
CENTRAL 1 CREDIT UNION 4.42% 07-Feb-2023	3.4
Canada Government 2.00% 01-Sep-2023	3.4

Fund Overview

The Money Market Fund will invest primarily in money market instruments with a term to maturity of one year or less. The fund invests primarily in short-term government and high quality corporate debt securities.

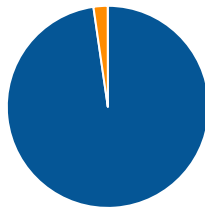
The objective of the fund is to provide maximum income through short-term investments consistent with preservation of capital and liquidity.

Risk Rating

Low	Low to Medium	Medium	Medium to High	High
-----	---------------	--------	----------------	------

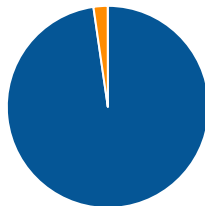
Asset Allocation

■ Cash and Equivalents	97.7%
■ Canadian Government Bonds	2.3%



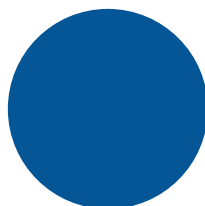
Sector Allocation

■ Cash and Cash Equivalent	97.7%
■ Fixed Income	2.3%



Geographic Allocation

■ Canada	100.0%
---	--------



Compound Return

as of December 31, 2022

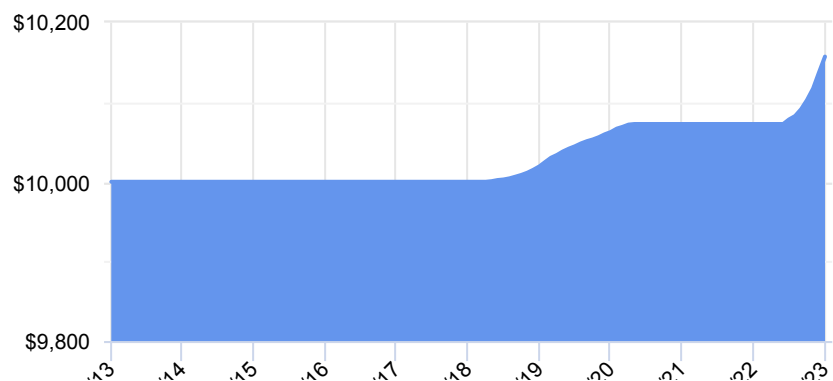
Period	1 Mth	3 Mth	6 Mth	1 Yr	3 Yr	5 Yr	10 Yr	Inception
Designated Fund	0.20%	0.54%	0.78%	0.84%	0.31%	0.31%	0.16%	1.23%
Quartile	4	4	4	3	3	4	3	-

Calendar Return

as of December 31, 2022

Period	2022	2021	2020	2019	2018	2017	2016	2015	2014
Designated Fund	0.84%	0.00%	0.10%	0.43%	0.19%	0.00%	0.00%	0.00%	0.00%
Quartile	3	3	4	4	4	3	3	3	4

Growth of \$10,000



We are providing this information to you for general information purposes only.

Equitable Life of Canada and its representatives have no control over the function or design of the software which has assembled these reports and they may not contain accurate or current unit values. Returns under 1 year are simple rates of return. All others are annual compound rates of return. All returns are calculated after taking expenses, management and administration fees into account. Past performance is not indicative of future performance.

Important information about Equitable Life's segregated funds is found in the Information Folder, available from your Advisor.

ANY AMOUNT THAT IS ALLOCATED TO A SEGREGATED FUND IS INVESTED AT THE RISK OF THE OWNER AND MAY INCREASE OR DECREASE IN VALUE.