

Fund Information

Date of Inception:	January 2004	Asset Class:	Canadian Focused Equity
Net Asset Value per Unit:	\$28.58	Portfolio Manager:	Invesco Canada Ltd.
Estimated Management Expense Ratio (MER):	3.23%	Product Availability:	Pivotal Solutions and Pivotal Solutions DSC

Top 10 Holdings

as of November 30, 2022

	% Portfolio
Aritzia Inc - Common	4.0
Celestica Inc - Common	3.5
Brookfield Asset Management Inc - Common CIA	3.4
Element Fleet Management Corp - Common	3.1
Canadian Pacific Railway Ltd - Common	2.9
Colliers International Group Inc - Common	2.4
Toronto-Dominion Bank - Common	2.3
Toromont Industries Ltd - Common	2.2
Franco-Nevada Corp - Common	2.2
Tourmaline Oil Corp - Common	2.2

Fund Overview

The objective of the segregated fund is to invest in units of the Invesco EQV Canadian Premier Equity Fund or a substantially similar fund.

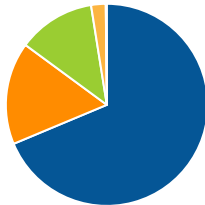
The underlying fund objective is to seek to generate long-term capital growth by investing mainly in a diversified portfolio of Canadian equity securities with a strong growth potential.

Risk Rating

Low	Low to Medium	Medium	Medium to High	High
-----	---------------	--------	----------------	------

Asset Allocation

Canadian Equity	68.7%
International Equity	16.4%
US Equity	12.4%
Cash and Equivalents	2.4%
Canadian Government Bonds	0.2%



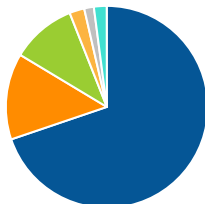
Sector Allocation

Financial Services	24.9%
Technology	14.1%
Consumer Services	11.2%
Energy	8.9%
Consumer Goods	8.9%
Other	32.0%



Geographic Allocation

Canada	69.8%
United States	13.8%
European Union	10.4%
Asia/Pacific Rim	2.4%
Japan	1.5%
Other	2.1%



Compound Return

as of December 31, 2022

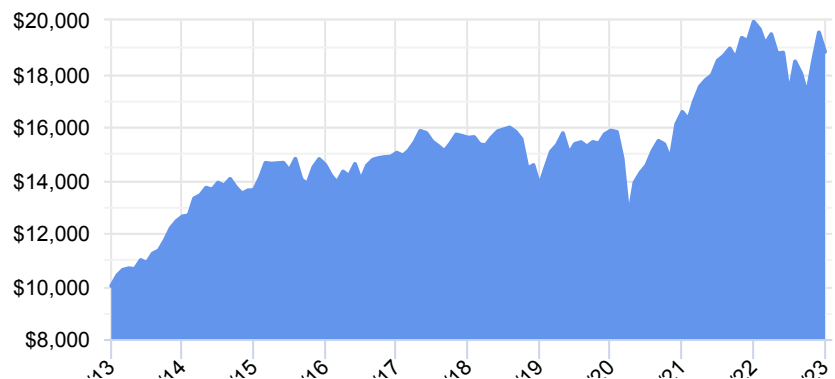
Period	1 Mth	3 Mth	6 Mth	1 Yr	3 Yr	5 Yr	10 Yr	Inception
Designated Fund	-3.74%	9.32%	9.27%	-5.69%	5.88%	3.84%	6.53%	5.69%
Quartile	1	1	1	2	2	3	2	-

Calendar Return

as of December 31, 2022

Period	2022	2021	2020	2019	2018	2017	2016	2015	2014
Designated Fund	-5.69%	20.52%	4.44%	15.11%	-11.62%	3.76%	3.14%	6.99%	7.83%
Quartile	2	3	3	4	4	4	4	1	3

Growth of \$10,000



We are providing this information to you for general information purposes only.

Equitable Life of Canada and its representatives have no control over the function or design of the software which has assembled these reports and they may not contain accurate or current unit values. Returns under 1 year are simple rates of return. All others are annual compound rates of return. All returns are calculated after taking expenses, management and administration fees into account. Past performance is not indicative of future performance.

Important information about Equitable Life's segregated funds is found in the Information Folder, available from your Advisor.

ANY AMOUNT THAT IS ALLOCATED TO A SEGREGATED FUND IS INVESTED AT THE RISK OF THE OWNER AND MAY INCREASE OR DECREASE IN VALUE.