

## Fund Information

Date of Inception:	January 2004
Net Asset Value per Unit:	\$16.05
Estimated Management Expense Ratio (MER):	3.57%

Asset Class:	Canadian Focused Small/Mid Cap Equity
Portfolio Manager:	Fidelity Investments Canada ULC
Product Availability:	Pivotal Solutions and Pivotal Solutions DSC

## Top 10 Holdings

as of September 30, 2022	% Portfolio
Tourmaline Oil Corp - Common	5.9
Loblaw Cos Ltd - Common	4.9
Nutrien Ltd - Common	3.2
Canadian Pacific Railway Ltd - Common	2.7
Agnico Eagle Mines Ltd - Common	2.7
Toromont Industries Ltd - Common	2.6
Bristol-Myers Squibb Co - Common	2.3
Canadian Natural Resources Ltd - Common	2.3
Uber Technologies Inc - Common	2.1
Hydro One Ltd - Common	2.1

## Fund Overview

The objective of the segregated fund is to invest in units of the Fidelity Special Situations Fund or a substantially similar fund.

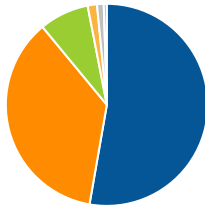
The underlying fund objective is to achieve long-term capital growth. It invests primarily in equity securities of Canadian companies. It seeks to identify investment opportunities that are believed to represent special situations.

## Risk Rating

Low	Low to Medium	Medium	<b>Medium to High</b>	High
-----	---------------	--------	-----------------------	------

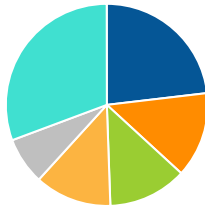
## Asset Allocation

Canadian Equity	52.8%
US Equity	36.3%
International Equity	8.0%
Foreign Corporate Bonds	1.5%
Income Trust Units	1.1%
Other	0.5%



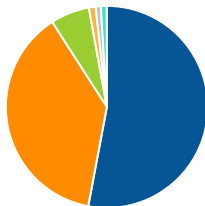
## Sector Allocation

Energy	23.1%
Consumer Services	13.7%
Basic Materials	12.6%
Technology	12.3%
Healthcare	7.6%
Other	30.7%



## Geographic Allocation

Canada	53.0%
United States	38.0%
European Union	6.2%
Latin America	1.1%
Other European	0.8%
Other	1.0%



## Underlying Mutual Fund Compound Return\*

as of December 31, 2022

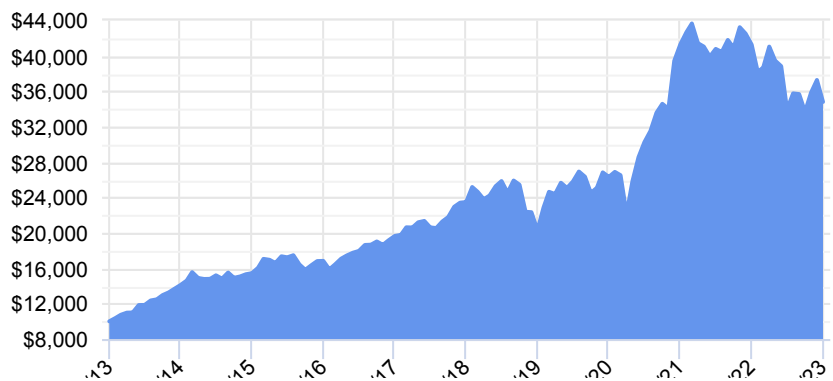
Period	1 Mth	3 Mth	6 Mth	1 Yr	3 Yr	5 Yr	10 Yr	Inception
Designated Fund	-6.65%	3.29%	2.56%	-15.68%	9.75%	8.19%	13.28%	12.25%
Quartile	4	4	4	4	1	1	1	-

## Underlying Mutual Fund Calendar Return\*

as of December 31, 2022

Period	2022	2021	2020	2019	2018	2017	2016	2015	2014
Designated Fund	-15.68%	-0.08%	56.91%	29.69%	-13.57%	19.49%	16.74%	8.99%	9.45%
Quartile	4	4	1	1	4	1	1	1	3

## Growth of \$10,000



We are providing this information to you for general information purposes only.

\*Underlying mutual fund's investor series performance shown for illustration purposes only. Actual segregated fund performance will vary.

Equitable Life of Canada and its representatives have no control over the function or design of the software which has assembled these reports and they may not contain accurate or current unit values. Returns under 1 year are simple rates of return. All others are annual compound rates of return. All returns are calculated after taking expenses, management and administration fees into account. Past performance is not indicative of future performance.

Important information about Equitable Life's segregated funds is found in the Information Folder, available from your Advisor.

ANY AMOUNT THAT IS ALLOCATED TO A SEGREGATED FUND IS INVESTED AT THE RISK OF THE OWNER AND MAY INCREASE OR DECREASE IN VALUE.

Fidelity is a registered trademark of 483A Bay Street Holdings LP. Used with permission.