

Fund Information

Date of Inception:	September 2006
Net Asset Value per Unit:	\$10.13
Estimated Management Expense Ratio (MER):	3.23%

Asset Class:	Canadian Equity
Portfolio Manager:	Franklin Templeton Investments Corp.
Product Availability:	Pivotal Solutions and Pivotal Solutions DSC

Top 10 Holdings

as of June 30, 2022

	% Portfolio
Toronto-Dominion Bank - Common	5.9
Royal Bank of Canada - Common	5.8
Brookfield Asset Management Inc - Common CI A	5.1
Canadian National Railway Co - Common	4.3
Metro Inc - Common	4.0
Alimentation Couche-Tard Inc - Common CI A	4.0
Bank of Nova Scotia - Common	4.0
Fortis Inc - Common	3.8
Agnico Eagle Mines Ltd - Common	3.5
Canadian Pacific Railway Ltd - Common	3.4

Fund Overview

The objective of the segregated fund is to invest in units of the Franklin Bissett Canadian Equity Fund or a substantially similar fund.

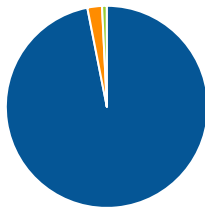
The underlying fund objective is long-term capital appreciation by investing primarily in a diversified portfolio of mid- to large-capitalization Canadian equities.

Risk Rating

Low	Low to Medium	Medium	Medium to High	High
-----	---------------	---------------	----------------	------

Asset Allocation

Canadian Equity	97.8%
Income Trust Units	2.4%
US Equity	0.8%



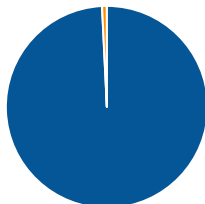
Sector Allocation

Financial Services	27.7%
Energy	18.1%
Consumer Services	14.1%
Industrial Services	11.6%
Technology	6.7%
Other	21.9%



Geographic Allocation

Canada	99.2%
United States	0.8%



Compound Return

as of December 31, 2022

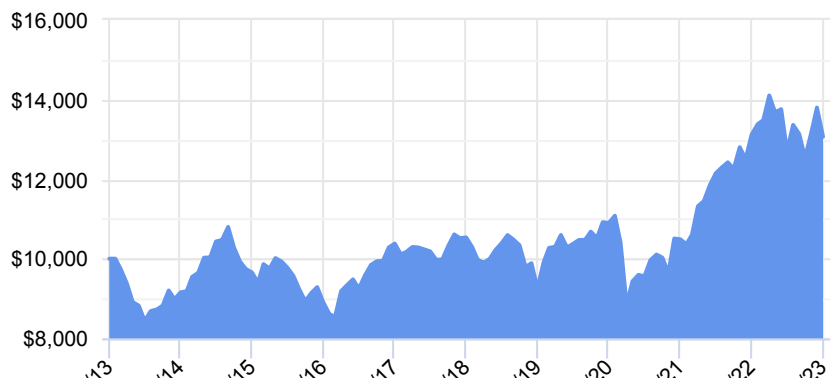
Period	1 Mth	3 Mth	6 Mth	1 Yr	3 Yr	5 Yr	10 Yr	Inception
Designated Fund	-5.30%	4.21%	2.89%	-0.40%	6.23%	4.40%	2.71%	0.08%
Quartile	4	4	3	1	3	3	4	-

Calendar Return

as of December 31, 2022

Period	2022	2021	2020	2019	2018	2017	2016	2015	2014
Designated Fund	-0.40%	25.08%	-3.76%	17.80%	-12.19%	1.49%	16.55%	-7.76%	5.44%
Quartile	1	1	4	3	4	4	2	3	4

Growth of \$10,000



We are providing this information to you for general information purposes only.

Equitable Life of Canada and its representatives have no control over the function or design of the software which has assembled these reports and they may not contain accurate or current unit values. Returns under 1 year are simple rates of return. All others are annual compound rates of return. All returns are calculated after taking expenses, management and administration fees into account. Past performance is not indicative of future performance.

Important information about Equitable Life's segregated funds is found in the Information Folder, available from your Advisor.

ANY AMOUNT THAT IS ALLOCATED TO A SEGREGATED FUND IS INVESTED AT THE RISK OF THE OWNER AND MAY INCREASE OR DECREASE IN VALUE.