

Fund Information

Date of Inception:	September 2006
Net Asset Value per Unit:	\$32.68
Estimated Management Expense Ratio (MER):	3.25%

Asset Class:	Global Equity
Portfolio Manager:	1832 Asset Management L.P.
Product Availability:	Pivotal Solutions and Pivotal Solutions DSC

Top 10 Holdings

as of October 31, 2022

	% Portfolio
USD OVERNIGHT DEPOSIT 0.00% 01-Nov-2022	7.5
Mercadolibre Inc - Common	7.0
Adyen NV - Common	6.5
ServiceNow Inc - Common	5.7
Enphase Energy Inc - Common	5.5
Epam Systems Inc - Common	5.4
CrowdStrike Holdings Inc - Common Cl A	5.3
Palo Alto Networks Inc - Common	4.9
Globant SA - Common	4.5
Genmab A/S - ADR	4.2

Fund Overview

The objective of the segregated fund is to invest in units of the Dynamic Power Global Growth Class or a substantially similar fund.

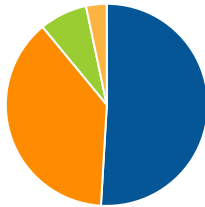
The underlying fund objective is to provide long-term capital growth through investment in a broadly diversified portfolio consisting primarily of equity securities of businesses based outside of Canada.

Risk Rating

Low	Low to Medium	Medium	Medium to High	High
-----	---------------	--------	-----------------------	------

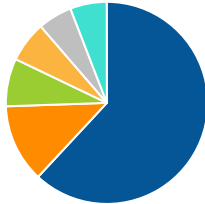
Asset Allocation

International Equity	50.9%
US Equity	38.1%
Cash and Equivalents	7.7%
Canadian Equity	3.3%



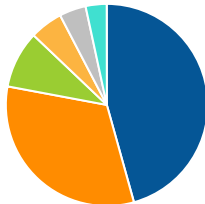
Sector Allocation

Technology	61.9%
Healthcare	12.5%
Cash and Cash Equivalent	7.7%
Financial Services	6.5%
Energy	5.5%
Other	5.9%



Geographic Allocation

United States	45.7%
European Union	32.3%
Latin America	9.2%
Africa and Middle East	5.3%
Other Asian	4.3%
Other	3.4%



Compound Return

as of December 31, 2022

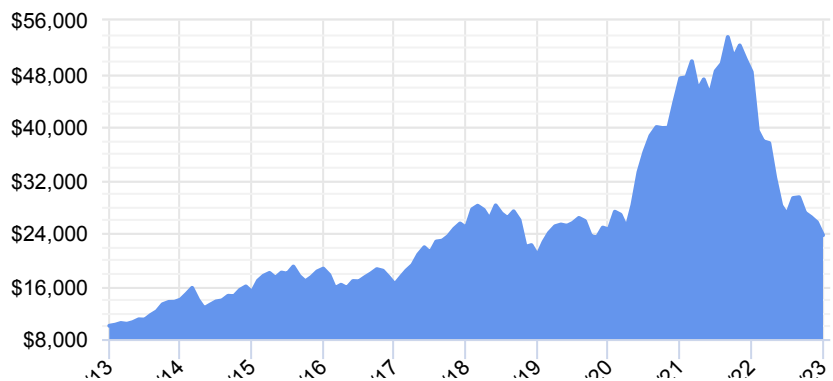
Period	1 Mth	3 Mth	6 Mth	1 Yr	3 Yr	5 Yr	10 Yr	Inception
Designated Fund	-7.57%	-12.50%	-11.64%	-50.97%	-1.17%	-0.91%	8.99%	7.54%
Quartile	4	4	4	4	4	4	1	-

Calendar Return

as of December 31, 2022

Period	2022	2021	2020	2019	2018	2017	2016	2015	2014
Designated Fund	-50.97%	2.00%	93.03%	18.93%	-16.77%	52.38%	-12.71%	23.47%	8.08%
Quartile	4	4	1	2	4	1	4	1	3

Growth of \$10,000



We are providing this information to you for general information purposes only.

Equitable Life of Canada and its representatives have no control over the function or design of the software which has assembled these reports and they may not contain accurate or current unit values. Returns under 1 year are simple rates of return. All others are annual compound rates of return. All returns are calculated after taking expenses, management and administration fees into account. Past performance is not indicative of future performance.

Important information about Equitable Life's segregated funds is found in the Information Folder, available from your Advisor.

ANY AMOUNT THAT IS ALLOCATED TO A SEGREGATED FUND IS INVESTED AT THE RISK OF THE OWNER AND MAY INCREASE OR DECREASE IN VALUE.