

Fund Information

Date of Inception:	September 2006
Net Asset Value per Unit:	\$12.94
Estimated Management Expense Ratio (MER):	3.24%

Asset Class:	International Equity
Portfolio Manager:	Invesco Canada Ltd.
Product Availability:	Pivotal Solutions and Pivotal Solutions DSC

Top 10 Holdings

as of November 30, 2022

	% Portfolio
Edenred SE - Common	4.4
CNY Cash and Cash Equivalents	3.6
Pinduoduo Inc - ADR	3.3
Pan Pacific International Holdings Corp - Common	3.2
Eckert & Ziegler Strahlen Medizint AG - Common	3.0
Adyen NV - Common	2.8
Amadeus IT Group SA - Common	2.8
Reliance Industries Ltd - Common	2.8
Howden Joinery Group PLC - Common	2.7
Kweichow Moutai Co Ltd - Common CIA	2.6

Fund Overview

The objective of the segregated fund is to invest in units of the Invesco International Companies Fund or a substantially similar fund.

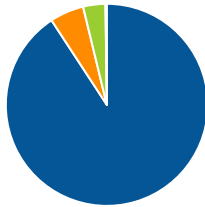
The underlying fund objective is to seek to provide strong capital growth over the long term. The fund invests primarily in securities of issuers located outside of Canada and the United States.

Risk Rating

Low	Low to Medium	Medium	Medium to High	High
-----	---------------	---------------	----------------	------

Asset Allocation

International Equity	90.7%
Cash and Equivalents	5.4%
US Equity	3.6%
Canadian Government Bonds	0.2%



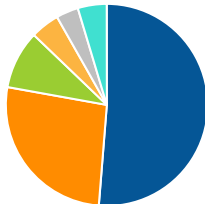
Sector Allocation

Consumer Services	17.5%
Consumer Goods	13.8%
Industrial Services	13.3%
Technology	12.9%
Healthcare	12.6%
Other	29.9%



Geographic Allocation

European Union	51.3%
Asia/Pacific Rim	26.6%
Japan	9.3%
Other Asian	4.6%
United States	3.6%
Other	4.6%



Compound Return

as of December 31, 2022

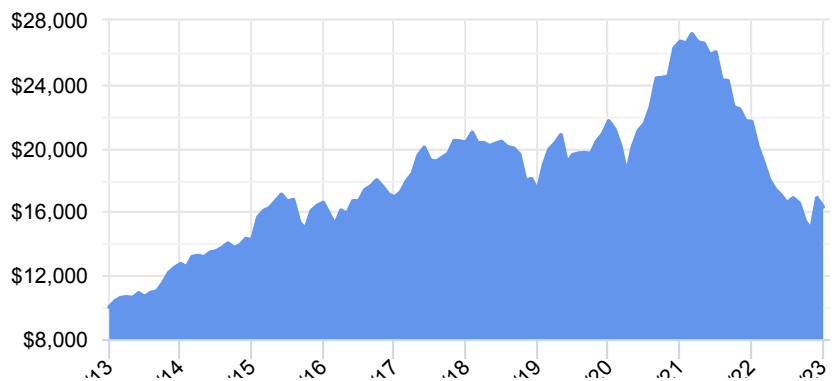
Period	1 Mth	3 Mth	6 Mth	1 Yr	3 Yr	5 Yr	10 Yr	Inception
Designated Fund	-3.30%	5.79%	-1.42%	-24.70%	-9.07%	-4.32%	5.01%	1.60%
Quartile	4	4	4	4	4	4	2	-

Calendar Return

as of December 31, 2022

Period	2022	2021	2020	2019	2018	2017	2016	2015	2014
Designated Fund	-24.70%	-18.87%	23.04%	25.35%	-14.92%	20.25%	2.05%	16.56%	11.77%
Quartile	4	4	1	1	4	2	1	2	1

Growth of \$10,000



We are providing this information to you for general information purposes only.

Equitable Life of Canada and its representatives have no control over the function or design of the software which has assembled these reports and they may not contain accurate or current unit values. Returns under 1 year are simple rates of return. All others are annual compound rates of return. All returns are calculated after taking expenses, management and administration fees into account. Past performance is not indicative of future performance.

Important information about Equitable Life's segregated funds is found in the Information Folder, available from your Advisor.

ANY AMOUNT THAT IS ALLOCATED TO A SEGREGATED FUND IS INVESTED AT THE RISK OF THE OWNER AND MAY INCREASE OR DECREASE IN VALUE.