

Fund Information

Date of Inception:	September 2006
Net Asset Value per Unit:	\$20.02
Estimated Management Expense Ratio (MER):	3.25%

Asset Class:	Asia Pacific Equity
Portfolio Manager:	1832 Asset Management L.P.
Product Availability:	Pivotal Solutions and Pivotal Solutions DSC

Top 10 Holdings

as of October 31, 2022

	% Portfolio
Yonyou Network Technology Co Ltd - Common Cl A	4.3
Samsung Biologics Co Ltd - Common	3.6
HDFC Bank Ltd - ADR	3.5
Shenzhen Mindry Bio-Med Elctr Co Ltd - Common Cl A	3.4
Beigene Ltd - Common	3.3
Shenzhen Inovance Technology Co Ltd - Common Cl A	3.3
Glodon Co Ltd - Common Cl A	3.3
Airtac International Group - Common	3.2
Minor International PCL - Common	3.0
Infosys Ltd - ADR	3.0

Fund Overview

The objective of the segregated fund is to invest in units of the Dynamic Asia Pacific Equity Fund or a substantially similar fund.

The underlying fund objective is to achieve long-term capital growth primarily through investments in equity securities of businesses in the Far East.

Risk Rating

Low	Low to Medium	Medium	Medium to High	High
-----	---------------	--------	-----------------------	------


Compound Return

as of December 31, 2022

Period	1 Mth	3 Mth	6 Mth	1 Yr	3 Yr	5 Yr	10 Yr	Inception
Designated Fund	3.57%	17.86%	-5.79%	-25.21%	-1.65%	1.04%	4.94%	4.35%
Quartile	3	2	4	4	4	1	2	-

Asset Allocation

International Equity 100.1%



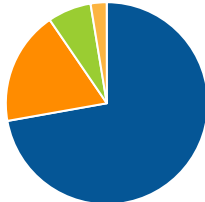
Sector Allocation

Healthcare	20.3%
Industrial Goods	19.5%
Technology	17.8%
Consumer Goods	16.4%
Financial Services	8.5%
Other	17.5%



Geographic Allocation

Asia/Pacific Rim	72.3%
Other Asian	18.3%
Japan	7.0%
Other	2.6%

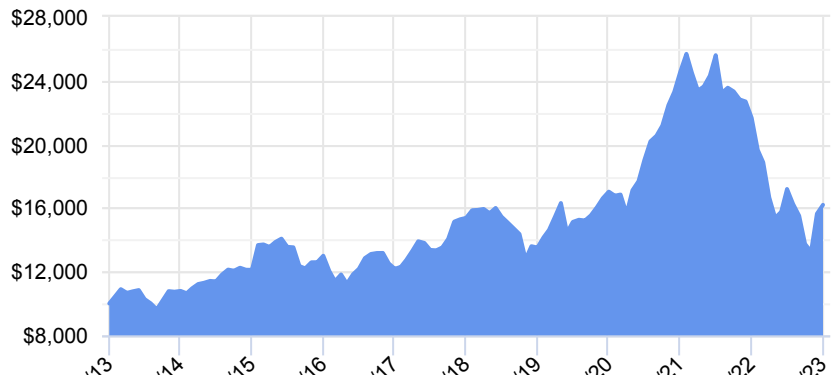


Calendar Return

as of December 31, 2022

Period	2022	2021	2020	2019	2018	2017	2016	2015	2014
Designated Fund	-25.21%	-11.83%	44.28%	25.98%	-12.12%	26.25%	-6.33%	7.33%	12.27%
Quartile	4	4	2	1	4	1	4	4	1

Growth of \$10,000



We are providing this information to you for general information purposes only.

Equitable Life of Canada and its representatives have no control over the function or design of the software which has assembled these reports and they may not contain accurate or current unit values. Returns under 1 year are simple rates of return. All others are annual compound rates of return. All returns are calculated after taking expenses, management and administration fees into account. Past performance is not indicative of future performance.

Important information about Equitable Life's segregated funds is found in the Information Folder, available from your Advisor.

ANY AMOUNT THAT IS ALLOCATED TO A SEGREGATED FUND IS INVESTED AT THE RISK OF THE OWNER AND MAY INCREASE OR DECREASE IN VALUE.