

Fund Information

Date of Inception:	January 2011
Net Asset Value per Unit:	\$14.68
Estimated Management Expense Ratio (MER):	3.14%

Asset Class:	Canadian Equity Balanced
Portfolio Manager:	Mackenzie Financial Corporation
Product Availability:	Pivotal Solutions and Pivotal Solutions DSC

Top 10 Holdings

as of October 31, 2022

	% Portfolio
Cash and Cash Equivalents	12.1
Royal Bank of Canada - Common	3.3
Stantec Inc - Common	3.3
Accenture PLC - Common CIA	3.2
Aon PLC - Common CIA	3.0
Keysight Technologies Inc - Common	2.9
Telus Corp - Common	2.9
Schneider Electric SE - Common	2.7
Thomson Reuters Corp - Common	2.5
Canadian National Railway Co - Common	2.5

Fund Overview

The objective of the segregated fund is to invest in units of the Mackenzie Bluewater Canadian Growth Balanced Fund or a substantially similar fund.

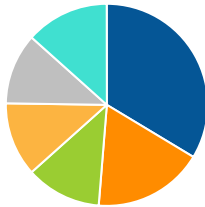
The underlying fund objective is to provide long-term capital growth and income by investing primarily in a well-diversified balanced portfolio of Canadian equity instruments, fixed income and money market securities.

Risk Rating

Low	Low to Medium	Medium	Medium to High	High
-----	---------------	--------	----------------	------

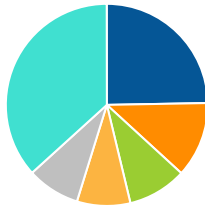
Asset Allocation

Canadian Equity	33.6%
US Equity	17.7%
Cash and Equivalents	12.1%
International Equity	11.9%
Canadian Government Bonds	11.4%
Other	13.4%



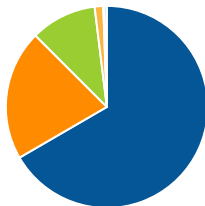
Sector Allocation

Fixed Income	24.7%
Cash and Cash Equivalent	12.1%
Financial Services	9.4%
Technology	8.6%
Healthcare	8.5%
Other	36.7%



Geographic Allocation

Canada	66.6%
United States	20.9%
European Union	10.6%
Other European	1.4%
Latin America	0.2%
Other	0.4%



Compound Return

as of December 31, 2022

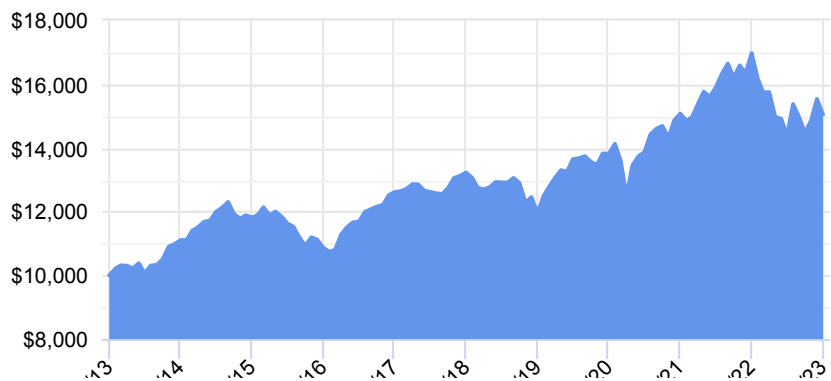
Period	1 Mth	3 Mth	6 Mth	1 Yr	3 Yr	5 Yr	10 Yr	Inception
Designated Fund	-3.14%	3.98%	4.60%	-11.34%	2.89%	2.61%	4.17%	3.26%
Quartile	2	3	2	4	3	3	4	-

Calendar Return

as of December 31, 2022

Period	2022	2021	2020	2019	2018	2017	2016	2015	2014
Designated Fund	-11.34%	12.58%	9.14%	15.66%	-9.70%	4.84%	16.10%	-7.98%	6.33%
Quartile	4	3	1	1	4	3	1	4	4

Growth of \$10,000



We are providing this information to you for general information purposes only.

Equitable Life of Canada and its representatives have no control over the function or design of the software which has assembled these reports and they may not contain accurate or current unit values. Returns under 1 year are simple rates of return. All others are annual compound rates of return. All returns are calculated after taking expenses, management and administration fees into account. Past performance is not indicative of future performance.

Important information about Equitable Life's segregated funds is found in the Information Folder, available from your Advisor.

ANY AMOUNT THAT IS ALLOCATED TO A SEGREGATED FUND IS INVESTED AT THE RISK OF THE OWNER AND MAY INCREASE OR DECREASE IN VALUE.