

Fund Information

Date of Inception:	September 2013
Net Asset Value per Unit:	\$15.56
Estimated Management Expense Ratio (MER):	2.68%

Asset Class:	Canadian Equity Balanced
Portfolio Manager:	Franklin Templeton Investments Corp.
Product Availability:	Investment Class, Estate Class, Protection Class

Top 10 Holdings

<i>as of June 30, 2022</i>	% Portfolio
Royal Bank of Canada - Common	4.3
Toronto-Dominion Bank - Common	3.4
Enbridge Inc - Common	3.0
Telus Corp - Common	2.8
BCE Inc - Common	2.6
Canadian National Railway Co - Common	2.6
Fortis Inc - Common	2.5
Bank of Montreal - Common	2.4
Bank of Nova Scotia - Common	2.4
Metro Inc - Common	2.3

Fund Overview

The objective of the segregated fund is to invest in units of the Franklin Bissett Dividend Income Fund or a substantially similar fund.

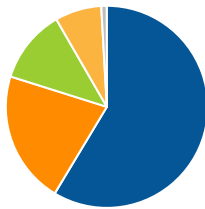
The underlying fund objective is high current income by investing primarily in Canadian and American dividend paying preferred and common stocks and, from time to time bonds, up to a maximum of 25% of the fund's total assets.

Risk Rating

Low	Low to Medium	Medium	Medium to High	High
-----	---------------	--------	----------------	------

Asset Allocation

Canadian Equity	59.1%
US Equity	21.4%
Canadian Corporate Bonds	11.9%
Income Trust Units	7.5%
Canadian Government Bonds	0.9%



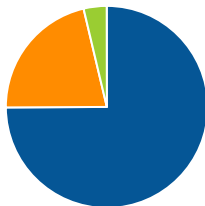
Sector Allocation

Financial Services	20.8%
Energy	14.5%
Fixed Income	12.8%
Utilities	8.5%
Consumer Services	7.7%
Other	35.7%



Geographic Allocation

Canada	74.9%
United States	21.4%
Latin America	3.7%



Compound Return

as of December 31, 2022

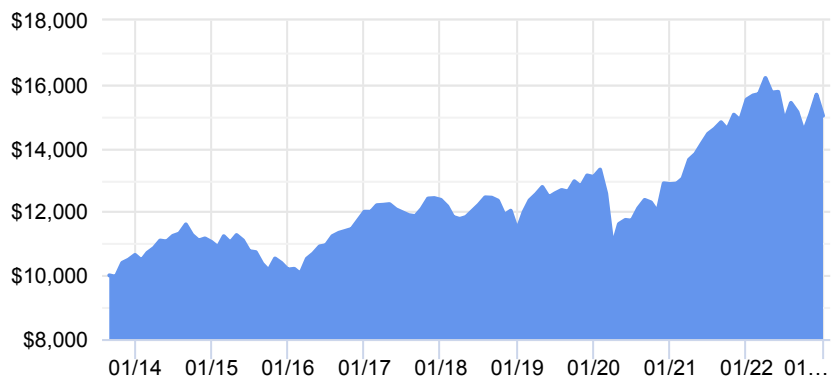
Period	1 Mth	3 Mth	6 Mth	1 Yr	3 Yr	5 Yr	10 Yr	Inception
Designated Fund	-4.23%	3.50%	1.20%	-3.28%	4.67%	3.94%	-	4.48%
Quartile	4	4	4	1	1	2	-	-

Calendar Return

as of December 31, 2022

Period	2022	2021	2020	2019	2018	2017	2016	2015	2014
Designated Fund	-3.28%	20.62%	-1.70%	14.56%	-7.64%	3.11%	17.83%	-7.85%	3.83%
Quartile	1	1	4	2	3	4	1	4	4

Growth of \$10,000



We are providing this information to you for general information purposes only.

Equitable Life of Canada and its representatives have no control over the function or design of the software which has assembled these reports and they may not contain accurate or current unit values. Returns under 1 year are simple rates of return. All others are annual compound rates of return. All returns are calculated after taking expenses, management and administration fees into account. Past performance is not indicative of future performance.

Important information about Equitable Life's segregated funds is found in the Information Folder, available from your Advisor.

ANY AMOUNT THAT IS ALLOCATED TO A SEGREGATED FUND IS INVESTED AT THE RISK OF THE OWNER AND MAY INCREASE OR DECREASE IN VALUE.