

## Fund Information

Date of Inception:	September 2013
Net Asset Value per Unit:	\$10.47
Estimated Management Expense Ratio (MER):	2.12%

Asset Class:	Canadian Fixed Income
Portfolio Manager:	The Equitable Life Insurance Company of Canada
Product Availability:	Investment Class, Estate Class, Protection Class

## Top 10 Holdings

as of December 31, 2022	% Portfolio
Canada Government 2.75% 01-Aug-2024	4.1
Ontario Province 2.85% 02-Jun-2023	2.7
Canada Government 2.75% 01-Dec-2048	2.6
Canada Government 2.00% 01-Jun-2032	2.6
Ontario Province 3.75% 02-Jun-2032	2.4
Canada Government 2.75% 01-Sep-2027	2.3
Ontario Province 2.65% 02-Dec-2050	2.3
Canada Government 1.75% 01-Dec-2053	2.3
Canada Government 1.25% 01-Jun-2030	1.9
Canada Housing Trust No 1 2.35% 15-Sep-2023	1.9

## Fund Overview

The objective of the fund seeks income with capital appreciation and preservation by investing in a diversified portfolio of primarily Canadian dollar debt, preferred shares and limited exposure to foreign denominated debt. The fund will primarily invest in investment grade debt.

## Risk Rating



## Compound Return

as of December 31, 2022

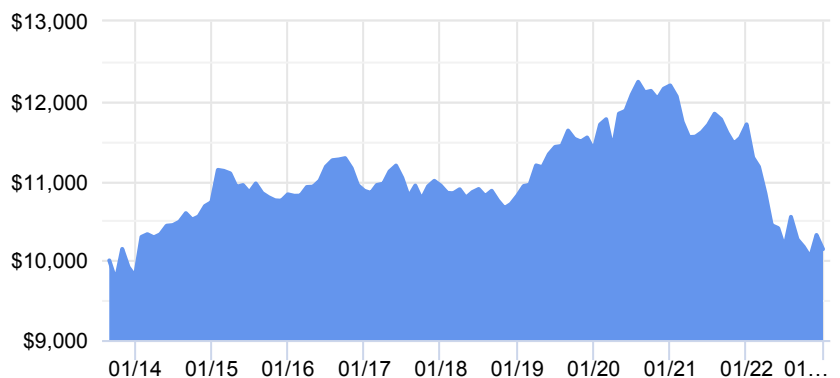
Period	1 Mth	3 Mth	6 Mth	1 Yr	3 Yr	5 Yr	10 Yr	Inception
Designated Fund	-1.73%	-0.30%	-0.22%	-13.38%	-3.80%	-1.50%	-	0.15%
Quartile	4	4	4	4	4	3	-	-

## Calendar Return

as of December 31, 2022

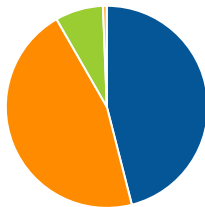
Period	2022	2021	2020	2019	2018	2017	2016	2015	2014
Designated Fund	-13.38%	-4.01%	7.09%	5.35%	-1.17%	0.60%	0.41%	0.92%	9.49%
Quartile	4	3	3	3	4	3	2	4	1

## Growth of \$10,000



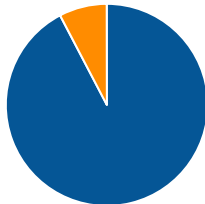
## Asset Allocation

Canadian Government Bonds	46.1%
Canadian Corporate Bonds	45.7%
Cash and Equivalents	7.7%
Canadian Bonds - Other	0.6%



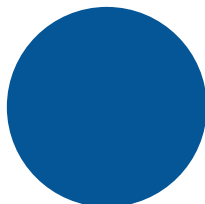
## Sector Allocation

Fixed Income	92.4%
Cash and Cash Equivalent	7.7%



## Geographic Allocation

Canada	100.0%
--------	--------



We are providing this information to you for general information purposes only.

Equitable Life of Canada and its representatives have no control over the function or design of the software which has assembled these reports and they may not contain accurate or current unit values. Returns under 1 year are simple rates of return. All others are annual compound rates of return. All returns are calculated after taking expenses, management and administration fees into account. Past performance is not indicative of future performance.

Important information about Equitable Life's segregated funds is found in the Information Folder, available from your Advisor.

ANY AMOUNT THAT IS ALLOCATED TO A SEGREGATED FUND IS INVESTED AT THE RISK OF THE OWNER AND MAY INCREASE OR DECREASE IN VALUE.