

## Fund Information

Date of Inception:	September 2013
Net Asset Value per Unit:	\$18.46
Estimated Management Expense Ratio (MER):	2.65%

Asset Class:	Canadian Equity
Portfolio Manager:	MFS Investment Management Canada Limited
Product Availability:	Investment Class, Estate Class, Protection Class

## Top 10 Holdings

as of December 31, 2022	% Portfolio
Manulife Financial Corp - Common	4.3
Toronto-Dominion Bank - Common	4.0
Loblaw Cos Ltd - Common	4.0
Pembina Pipeline Corp - Common	3.9
Royal Bank of Canada - Common	3.9
Fairfax Financial Holdings Ltd - Common	3.8
Constellation Software Inc - Common	3.4
Enbridge Inc - Common	3.2
Canadian Natural Resources Ltd - Common	2.9
Bank of Nova Scotia - Common	2.9

## Fund Overview

The objective of the segregated fund is to invest in units of the MFS Low Volatility Canadian Equity Fund or a substantially similar fund.

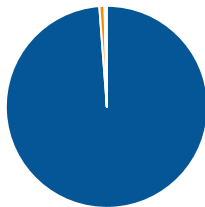
The underlying fund objective is to seek capital appreciation by investing primarily in Canadian companies that offer good relative value, financial strength, and a sustainable business model.

## Risk Rating

Low	Low to Medium	<b>Medium</b>	Medium to High	High
-----	---------------	---------------	----------------	------

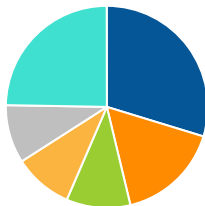
## Asset Allocation

Canadian Equity	98.8%
Income Trust Units	0.8%
Cash and Equivalents	0.4%



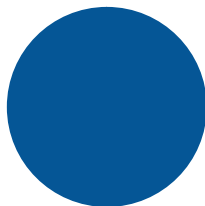
## Sector Allocation

Financial Services	29.7%
Energy	16.5%
Basic Materials	10.3%
Industrial Services	9.5%
Consumer Services	9.3%
Other	24.7%



## Geographic Allocation

Canada	100.0%
--------	--------



## Compound Return

as of December 31, 2022

Period	1 Mth	3 Mth	6 Mth	1 Yr	3 Yr	5 Yr	10 Yr	Inception
Designated Fund	-3.82%	6.13%	4.04%	-5.11%	4.18%	4.76%	-	5.42%
Quartile	1	1	2	3	4	3	-	-

## Calendar Return

as of December 31, 2022

Period	2022	2021	2020	2019	2018	2017	2016	2015	2014
Designated Fund	-5.11%	19.05%	0.08%	21.42%	-8.10%	2.20%	13.96%	-6.76%	11.25%
Quartile	3	4	3	1	2	4	3	3	2

## Growth of \$10,000



We are providing this information to you for general information purposes only.

Equitable Life of Canada and its representatives have no control over the function or design of the software which has assembled these reports and they may not contain accurate or current unit values. Returns under 1 year are simple rates of return. All others are annual compound rates of return. All returns are calculated after taking expenses, management and administration fees into account. Past performance is not indicative of future performance.

Important information about Equitable Life's segregated funds is found in the Information Folder, available from your Advisor.

ANY AMOUNT THAT IS ALLOCATED TO A SEGREGATED FUND IS INVESTED AT THE RISK OF THE OWNER AND MAY INCREASE OR DECREASE IN VALUE.