

Fund Information

Date of Inception:	September 2013
Net Asset Value per Unit:	\$13.84
Estimated Management Expense Ratio (MER):	3.12%

Asset Class:	European Equity
Portfolio Manager:	Invesco Canada Ltd.
Product Availability:	Investment Class, Estate Class, Protection Class

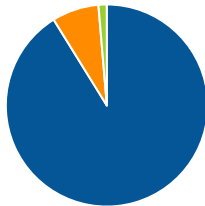
Top 10 Holdings

as of November 30, 2022

	% Portfolio
Invesco Canadian Dollar Cash Management Fund Ser I	8.8
Enento Group PLC - Common	6.5
Eckert & Ziegler Strahlen Medizint AG - Common	6.0
Clarkson PLC - Common	5.0
Adyen NV - Common	4.0
Howden Joinery Group PLC - Common	4.0
Benefit Systems SA - Common	3.7
Eurofins Scientific SE - Common	3.6
Virbac SA - Common	3.3
DSV A/S - Common	2.8

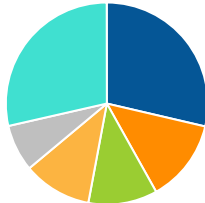
Asset Allocation

International Equity	91.2%
Cash and Equivalents	7.5%
Canadian Government Bonds	1.3%



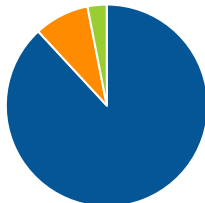
Sector Allocation

Industrial Services	28.6%
Healthcare	13.3%
Financial Services	11.1%
Consumer Goods	11.0%
Cash and Cash Equivalent	7.5%
Other	28.6%



Geographic Allocation

European Union	88.1%
Canada	8.8%
Other European	3.1%



Fund Overview

The objective of the segregated fund is to invest in units of the Invesco Europlus Fund or a substantially similar fund.

The underlying fund objective is to seek to produce strong capital growth over the long term; it invests mainly in equities focusing on companies located in Europe, including Eastern European countries and the Commonwealth of Independent States (countries of the former Soviet Union). The fund may from time to time invest in companies located in other countries, generally in the Mediterranean region.

Risk Rating

Low	Low to Medium	Medium	Medium to High	High
-----	---------------	--------	----------------	------

Compound Return

as of December 31, 2022

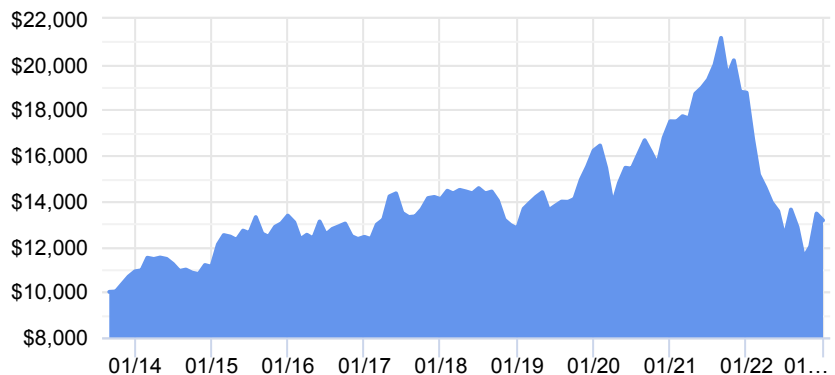
Period	1 Mth	3 Mth	6 Mth	1 Yr	3 Yr	5 Yr	10 Yr	Inception
Designated Fund	-2.23%	14.17%	6.07%	-29.92%	-6.75%	-1.36%	-	2.99%
Quartile	4	4	2	4	4	2	-	-

Calendar Return

as of December 31, 2022

Period	2022	2021	2020	2019	2018	2017	2016	2015	2014
Designated Fund	-29.92%	7.19%	7.94%	26.77%	-9.14%	13.33%	-7.00%	20.25%	1.85%
Quartile	4	4	1	1	4	2	4	4	1

Growth of \$10,000



We are providing this information to you for general information purposes only.

Equitable Life of Canada and its representatives have no control over the function or design of the software which has assembled these reports and they may not contain accurate or current unit values. Returns under 1 year are simple rates of return. All others are annual compound rates of return. All returns are calculated after taking expenses, management and administration fees into account. Past performance is not indicative of future performance.

Important information about Equitable Life's segregated funds is found in the Information Folder, available from your Advisor.

ANY AMOUNT THAT IS ALLOCATED TO A SEGREGATED FUND IS INVESTED AT THE RISK OF THE OWNER AND MAY INCREASE OR DECREASE IN VALUE.