

Fund Information

Date of Inception:	September 2013
Net Asset Value per Unit:	\$8.47
Estimated Management Expense Ratio (MER):	2.91%

Asset Class:	Global Equity Balanced
Portfolio Manager:	Invesco Canada Ltd.
Product Availability:	Investment Class, Estate Class, Protection Class

Top 10 Holdings

as of November 30, 2022

	% Portfolio
Invesco Global Bond Fund Series I	23.7
Invesco Canadian Short-Term Bond Fund Series I	4.8
Meta Platforms Inc - Common CIA	4.6
Hermes International SCA - Common	4.5
Alphabet Inc - Common CIA	4.0
Amazon.com Inc - Common	3.9
Mastercard Inc - Common CIA	3.6
Thermo Fisher Scientific Inc - Common	3.5
Novo Nordisk A/S - Common CI B	3.4
Tencent Holdings Ltd - Common	3.4

Fund Overview

The objective of the segregated fund is to invest in units of the Invesco Global Balanced Fund or a substantially similar fund.

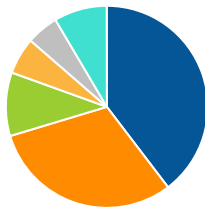
The underlying fund objective is to seek to provide a high total investment return through a combination of income and strong capital growth. The fund holds a balanced portfolio of equities, convertible and fixed-income securities issued by governments - federal, provincial, or municipal, or corporations anywhere in the world.

Risk Rating

Low	Low to Medium	Medium	Medium to High	High
-----	---------------	--------	----------------	------

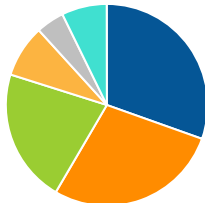
Asset Allocation

US Equity	39.7%
International Equity	30.7%
Foreign Corporate Bonds	10.2%
Foreign Government Bonds	5.9%
Canadian Corporate Bonds	5.1%
Other	8.5%



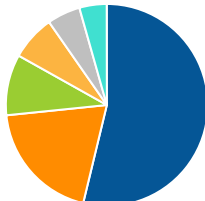
Sector Allocation

Technology	30.4%
Fixed Income	28.0%
Healthcare	21.4%
Financial Services	8.4%
Consumer Services	4.5%
Other	7.2%



Geographic Allocation

United States	53.8%
European Union	19.6%
Asia/Pacific Rim	9.7%
Canada	7.2%
Other European	5.3%
Other	4.4%



Compound Return

as of December 31, 2022

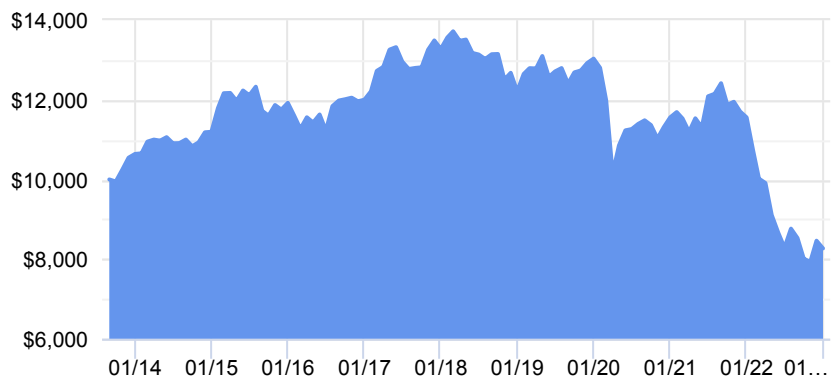
Period	1 Mth	3 Mth	6 Mth	1 Yr	3 Yr	5 Yr	10 Yr	Inception
Designated Fund	-2.30%	3.19%	-0.24%	-28.47%	-14.08%	-9.04%	-	-2.03%
Quartile	1	4	4	4	4	4	-	-

Calendar Return

as of December 31, 2022

Period	2022	2021	2020	2019	2018	2017	2016	2015	2014
Designated Fund	-28.47%	-0.02%	-11.32%	6.71%	-8.01%	10.63%	0.66%	6.49%	5.23%
Quartile	4	4	4	4	4	1	4	2	4

Growth of \$10,000



We are providing this information to you for general information purposes only.

Equitable Life of Canada and its representatives have no control over the function or design of the software which has assembled these reports and they may not contain accurate or current unit values. Returns under 1 year are simple rates of return. All others are annual compound rates of return. All returns are calculated after taking expenses, management and administration fees into account. Past performance is not indicative of future performance.

Important information about Equitable Life's segregated funds is found in the Information Folder, available from your Advisor.

ANY AMOUNT THAT IS ALLOCATED TO A SEGREGATED FUND IS INVESTED AT THE RISK OF THE OWNER AND MAY INCREASE OR DECREASE IN VALUE.