

Fund Information

Date of Inception: September 2013
 Net Asset Value per Unit: \$15.09
 Estimated Management Expense Ratio (MER): 2.96%

Asset Class: Global Equity Balanced
 Portfolio Manager: Franklin Templeton Investments Corp.
 Product Availability: Investment Class, Estate Class, Protection Class

Top 10 Holdings

as of November 30, 2022

	% Portfolio
Franklin U.S. Core Equity Fund Series O	11.1
Franklin Bissett Canadian Equity Fund Series O	9.8
Franklin FTSE U.S. Index ETF (FLAM)	8.3
Franklin Bissett Core Plus Bond Fund Series O	7.9
Franklin FTSE Canada All Cap Index ETF (FLCD)	7.4
Franklin U.S. Rising Dividends Fund Series O	6.6
Franklin Canadian Core Equity Fund Series O	5.8
Franklin International Core Equity Fund Series O	5.5
Franklin Bissett Canadian Government Bond Fund O	5.4
SPDR Portfolio S&P 500 Value ETF (SPYV)	5.1

Fund Overview

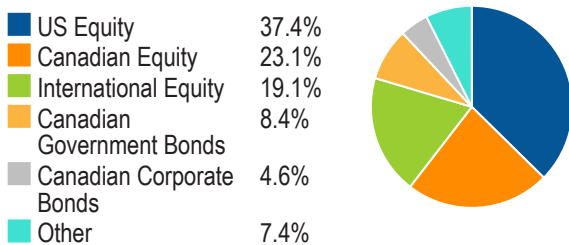
The objective of the segregated fund is to invest in units of the Franklin Quotential Growth Portfolio or a substantially similar fund.

The underlying fund objective is long-term capital appreciation by investing primarily in a diversified mix of equity mutual funds, with additional stability derived from investing in fixed income mutual funds.

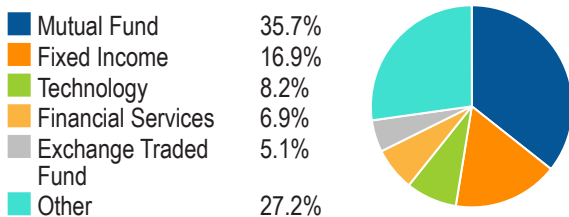
Risk Rating



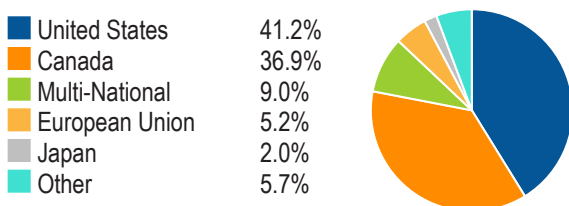
Asset Allocation



Sector Allocation



Geographic Allocation



Compound Return

as of December 31, 2022

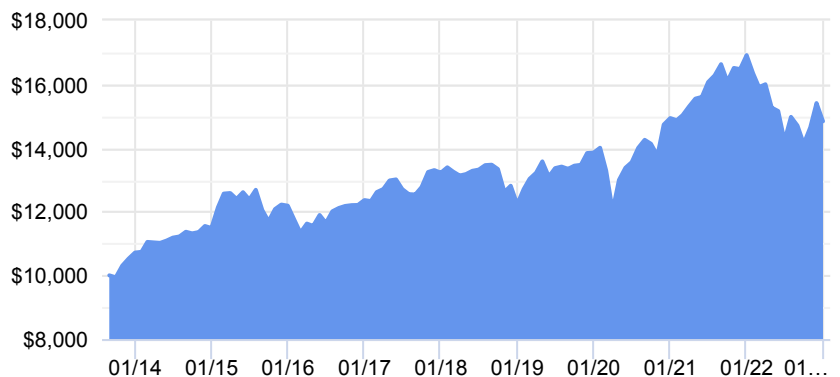
Period	1 Mth	3 Mth	6 Mth	1 Yr	3 Yr	5 Yr	10 Yr	Inception
Designated Fund	-3.71%	4.97%	4.31%	-12.29%	2.31%	2.33%	-	4.35%
Quartile	4	4	3	3	2	3	-	-

Calendar Return

as of December 31, 2022

Period	2022	2021	2020	2019	2018	2017	2016	2015	2014
Designated Fund	-12.29%	13.23%	7.83%	13.24%	-7.49%	6.95%	1.45%	6.09%	7.19%
Quartile	3	1	2	3	4	3	4	2	3

Growth of \$10,000



We are providing this information to you for general information purposes only.

Equitable Life of Canada and its representatives have no control over the function or design of the software which has assembled these reports and they may not contain accurate or current unit values. Returns under 1 year are simple rates of return. All others are annual compound rates of return. All returns are calculated after taking expenses, management and administration fees into account. Past performance is not indicative of future performance.

Important information about Equitable Life's segregated funds is found in the Information Folder, available from your Advisor.

ANY AMOUNT THAT IS ALLOCATED TO A SEGREGATED FUND IS INVESTED AT THE RISK OF THE OWNER AND MAY INCREASE OR DECREASE IN VALUE.