

## Fund Information

Date of Inception:	September 2013
Net Asset Value per Unit:	\$12.86
Estimated Management Expense Ratio (MER):	2.50%

Asset Class:	Global Neutral Balanced
Portfolio Manager:	The Equitable Life Insurance Company of Canada
Product Availability:	Investment Class, Estate Class, Protection Class

## Top 10 Holdings

as of December 31, 2022	% Portfolio
EQUITABLE LIFE INSURANCE COMP Active Canadian Bond Int Seg	40.7
iShares Core S&P/TSX Capped Composit Idx ETF (XIC)	18.6
SPDR S&P 500 ETF Trust (SPY)	12.0
iShares MSCI EAFE Index ETF C\$ Hgd (XIN)	9.1
Vanguard FTSE Dev All Cap ex NA Idx ETF C\$Hgd (VI)	5.8
CANADA Cash and Receivables, Payables	5.1
iShares S&P 500 Value ETF (IVE)	2.2
iShares S&P/TSX Composite Hi Dividend Ix ETF (XEI)	1.2
Health Care Select Sector SPDR ETF (XLV)	1.1
Consumer Staples Select Sector SPDR ETF (XLP)	1.1

## Fund Overview

The Equitable Life Active Balanced Portfolio Select will actively manage allocations between multiple asset classes based on the relative attractiveness of each category based on market conditions and the portfolio manager's expectations for that asset class. The portfolio manager may use a combination of fundamental and technical analysis in addition to quantitative measurements to establish the positioning bias of the fund. Exposures to particular asset classes will be achieved primarily through the use of exchange traded funds where a suitable vehicle is available.

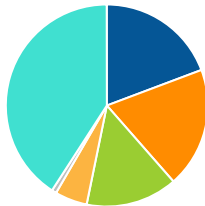
The objective of the fund seeks long-term capital appreciation and income by investing in a diversified portfolio comprised primarily of fixed income, equity and real estate related investments. The portfolio, at times, may assume limited exposures to commodity related investments or other alternative asset classes.

## Risk Rating

Low	Low to Medium	Medium	Medium to High	High
-----	---------------	--------	----------------	------

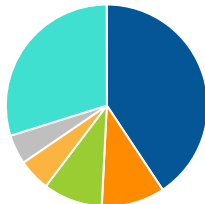
## Asset Allocation

Canadian Equity	19.3%
US Equity	19.3%
International Equity	14.7%
Cash and Equivalents	5.2%
Income Trust Units	0.8%
Other	40.9%



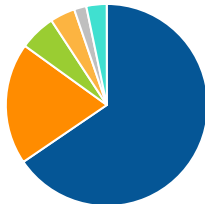
## Sector Allocation

Mutual Fund	40.7%
Exchange Traded Fund	10.2%
Financial Services	9.5%
Cash and Cash Equivalent	5.2%
Energy	4.7%
Other	29.8%



## Geographic Allocation

Canada	65.5%
United States	19.5%
Multi-National	5.8%
European Union	4.0%
Japan	2.0%
Other	3.3%



## Compound Return

as of December 31, 2022

Period	1 Mth	3 Mth	6 Mth	1 Yr	3 Yr	5 Yr	10 Yr	Inception
Designated Fund	-3.18%	3.12%	1.89%	-11.51%	-0.23%	1.20%	-	2.73%
Quartile	4	4	4	3	4	4	-	-

## Calendar Return

as of December 31, 2022

Period	2022	2021	2020	2019	2018	2017	2016	2015	2014
Designated Fund	-11.51%	9.29%	2.69%	12.48%	-4.97%	5.68%	3.40%	-0.71%	8.10%
Quartile	3	2	4	2	3	3	3	4	3

## Growth of \$10,000



We are providing this information to you for general information purposes only.

Equitable Life of Canada and its representatives have no control over the function or design of the software which has assembled these reports and they may not contain accurate or current unit values. Returns under 1 year are simple rates of return. All others are annual compound rates of return. All returns are calculated after taking expenses, management and administration fees into account. Past performance is not indicative of future performance.

Important information about Equitable Life's segregated funds is found in the Information Folder, available from your Advisor.

ANY AMOUNT THAT IS ALLOCATED TO A SEGREGATED FUND IS INVESTED AT THE RISK OF THE OWNER AND MAY INCREASE OR DECREASE IN VALUE.