

Fund Information

Date of Inception:	May 2017
Net Asset Value per Unit:	\$11.06
Estimated Management Expense Ratio (MER):	2.83%

Asset Class:	Global Equity Balanced
Portfolio Manager:	Mackenzie Financial Corporation
Product Availability:	Investment Class, Estate Class, Protection Class

Top 10 Holdings

as of October 31, 2022

	% Portfolio
Johnson & Johnson - Common	2.9
Danaher Corp - Common	2.8
Seven & i Holdings Co Ltd - Common	2.7
Reckitt Benckiser Group PLC - Common	2.7
Amcort PLC - GDR	2.6
Relx PLC - Common	2.5
Mcdonald's Corp - Common	2.4
Colgate-Palmolive Co - Common	2.4
Microsoft Corp - Common	2.4
Compass Group PLC - Common	2.3

Fund Overview

The objective of the segregated fund is to invest in units of the Mackenzie Ivy Global Balanced Fund or a substantially similar fund.

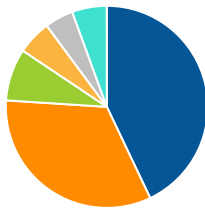
The underlying fund objective is to seek capital growth and current income by investing primarily in a combination of equity and fixed-income securities of issuers located anywhere in the world.

Risk Rating

Low	Low to Medium	Medium	Medium to High	High
-----	---------------	--------	----------------	------

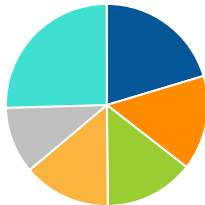
Asset Allocation

US Equity	42.9%
International Equity	33.1%
Foreign Government Bonds	8.4%
Foreign Corporate Bonds	5.5%
Canadian Corporate Bonds	4.6%
Other	5.6%



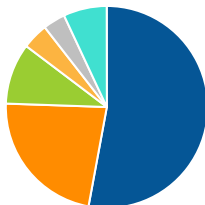
Sector Allocation

Fixed Income	20.4%
Technology	15.2%
Consumer Services	14.3%
Healthcare	14.0%
Consumer Goods	10.7%
Other	25.4%



Geographic Allocation

United States	52.9%
European Union	22.6%
Canada	9.8%
Other European	4.2%
Japan	3.6%
Other	7.0%



Compound Return

as of December 31, 2022

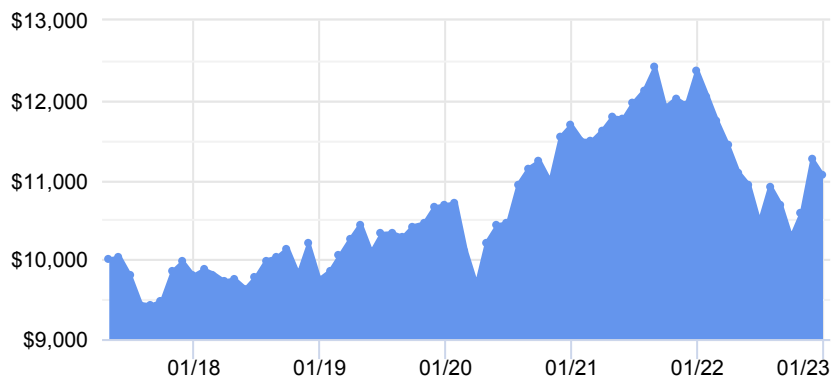
Period	1 Mth	3 Mth	6 Mth	1 Yr	3 Yr	5 Yr	10 Yr	Inception
Designated Fund	-1.81%	7.56%	5.63%	-10.67%	1.15%	2.45%	-	1.81%
Quartile	1	1	1	2	3	3	-	-

Calendar Return

as of December 31, 2022

Period	2022	2021	2020	2019	2018	2017	2016	2015	2014
Designated Fund	-10.67%	5.90%	9.40%	9.55%	-0.46%	-	-	-	-
Quartile	2	4	2	4	1	-	-	-	-

Growth of \$10,000



We are providing this information to you for general information purposes only.

Equitable Life of Canada and its representatives have no control over the function or design of the software which has assembled these reports and they may not contain accurate or current unit values. Returns under 1 year are simple rates of return. All others are annual compound rates of return. All returns are calculated after taking expenses, management and administration fees into account. Past performance is not indicative of future performance.

Important information about Equitable Life's segregated funds is found in the Information Folder, available from your Advisor.

ANY AMOUNT THAT IS ALLOCATED TO A SEGREGATED FUND IS INVESTED AT THE RISK OF THE OWNER AND MAY INCREASE OR DECREASE IN VALUE.