

### Fund Information

Date of Inception:	June 2021
Net Asset Value per Unit:	\$9.10
Estimated Management Expense Ratio (MER):	3.18%

Asset Class:	Global Equity Balanced
Portfolio Manager:	Fidelity Investments Canada ULC
Product Availability:	Investment Class, Estate Class, Protection Class

### Top 10 Holdings

<i>as of September 30, 2022</i>	% Portfolio
Fidelity Canadian Focused Equ Institutional Trust	14.0
Fidelity Canadian Systematic Equity Inst Trust	14.0
Fidelity Value Discovery Institutional Trust	11.0
iShares Core S&P Total US Stock Market ETF (ITOT)	10.8
Fidelity Blue Chip Growth Institutional Trust	8.3
Fidelity Emerging Markets Opportunities Inst Trust	7.7
Fidelity Insights Investment Trust Series O	6.0
Fidelity International Equity Institutional Trust	4.7
Fidelity Global Core Plus Bond ETF (FCGB)	4.4
Fidelity International Growth Multi-Asset Ba Fd O	4.1

### Fund Overview

The objective of the segregated fund is to invest in units of the Fidelity Tactical Asset Allocation Growth Institutional Trust or a substantially similar fund.

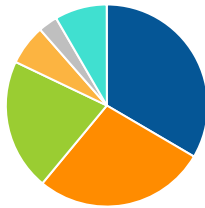
The underlying fund objective is to seek to obtain capital growth and income by diversifying across a range of asset classes, including the ability to actively manage asset classes within defined constraints. The Trust will invest in equity and debt securities issued anywhere in the world.

### Risk Rating

Low	<b>Low to Medium</b>	Medium	Medium to High	High
-----	----------------------	--------	----------------	------

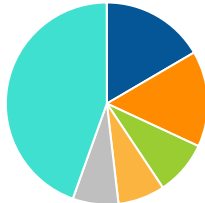
### Asset Allocation

US Equity	33.4%
Canadian Equity	27.6%
International Equity	21.1%
Cash and Equivalents	6.5%
Foreign Corporate Bonds	3.1%
Other	8.4%



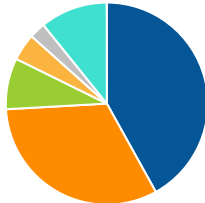
### Sector Allocation

Financial Services	16.6%
Technology	15.3%
Fixed Income	8.7%
Consumer Services	7.5%
Healthcare	7.3%
Other	44.5%



### Geographic Allocation

United States	41.9%
Canada	32.2%
European Union	8.2%
Asia/Pacific Rim	4.3%
Other European	2.6%
Other	10.8%



### Compound Return

*as of December 31, 2022*

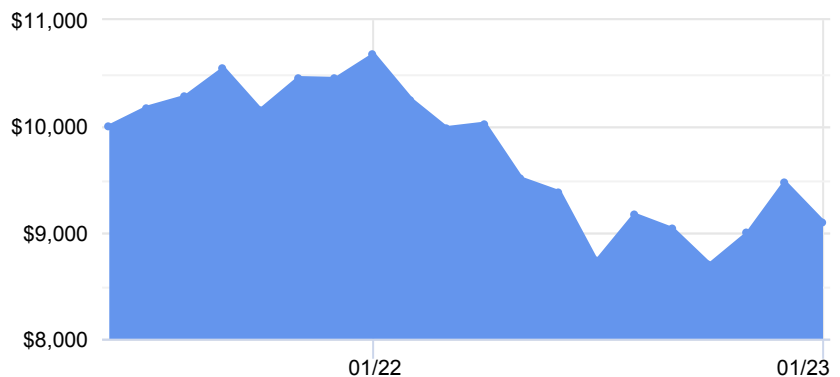
Period	1 Mth	3 Mth	6 Mth	1 Yr	3 Yr	5 Yr	10 Yr	Inception
Designated Fund	-3.93%	4.61%	4.24%	-14.75%	-	-	-	-5.84%
Quartile	4	4	3	4	-	-	-	-

### Calendar Return

*as of December 31, 2022*

Period	2022	2021	2020	2019	2018	2017	2016	2015	2014
Designated Fund	-14.75%	-	-	-	-	-	-	-	-
Quartile	4	-	-	-	-	-	-	-	-

### Growth of \$10,000



We are providing this information to you for general information purposes only.

Equitable Life of Canada and its representatives have no control over the function or design of the software which has assembled these reports and they may not contain accurate or current unit values. Returns under 1 year are simple rates of return. All others are annual compound rates of return. All returns are calculated after taking expenses, management and administration fees into account. Past performance is not indicative of future performance.

Important information about Equitable Life's segregated funds is found in the Information Folder, available from your Advisor.

ANY AMOUNT THAT IS ALLOCATED TO A SEGREGATED FUND IS INVESTED AT THE RISK OF THE OWNER AND MAY INCREASE OR DECREASE IN VALUE.

Fidelity is a registered trademark of 483A Bay Street Holdings LP. Used with permission.